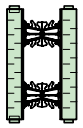
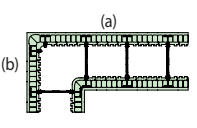
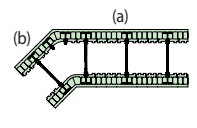
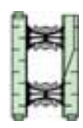
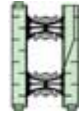
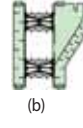
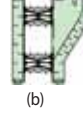








1.1 FORM UNIT SPECIFICATIONS AND DIMENSIONS

- Units come pre-assembled with folding, metal-hinged webs.
- Units come pre-assembled with folding, slide-in webs.
- Units come unassembled and require webs to be purchased separately.

Product	Image	Feature	4" (100mm)	6" (150mm)	8" (200mm)	10" (250mm)	12" (300mm)
Standard Form Unit		Length	96" (2438mm)	96" (2438mm)	96" (2438mm)	96" (2438mm)	96" (2438mm)
		Width	9 1/4" (235mm)	11 1/4" (286mm)	13 1/4" (337mm)	15 1/4" (387mm)	17 1/4" (438mm)
		Height	18" (457mm)	18" (457mm)	18" (457mm)	18" (457mm)	18" (457mm)
		EPS Thickness	2 5/8" (67mm)	2 5/8" (67mm)	2 5/8" (67mm)	2 5/8" (67mm)	2 5/8" (67mm)
		Qty. Per Bundle	3	3	3	3	3
		CODE #	96-4	96-6	96-8	96-10	96-12
		90 Degree Form Unit		Length (a)	31 5/8" (803mm)	31 5/8" (803mm)	33 5/8" (854mm)
Length (b)	15 5/8" (397mm)	15 5/8" (397mm)		17 5/8" (448mm)	19 5/8" (498mm)	21 5/8" (549mm)	
Width	9 1/4" (235mm)	11 1/4" (286mm)		13 1/4" (337mm)	15 1/4" (387mm)	17 1/4" (438mm)	
Height	18" (457mm)	18" (457mm)		18" (457mm)	18" (457mm)	18" (457mm)	
Qty. Per Bundle	6	6		6	4	4	
CODE #	90-4	90-6		90-8	90-10	90-12	
45 Degree Form Unit		Length (a)		26 1/2" (673mm)	26 1/2" (673mm)	26 1/2" (673mm)	28 1/2" (724mm)
Length (b)		10 1/2" (267mm)	10 1/2" (267mm)	10 1/2" (267mm)	12 1/2" (318mm)	14 1/2" (368mm)	
Width		9 1/4" (235mm)	11 1/4" (286mm)	13 1/4" (337mm)	15 1/4" (387mm)	17 1/4" (438mm)	
Height		18" (457mm)	18" (457mm)	18" (457mm)	18" (457mm)	18" (457mm)	
Qty. Per Bundle		4	4	4	4	4	
CODE #		45-4	45-6	45-8	45-10	45-12	
48" One Sided Tapered Top Form Unit			Length	48" (1219mm)	48" (1219mm)	48" (1219mm)	48" (1219mm)
Width	9 1/4" (235mm)		11 1/4" (286mm)	13 1/4" (337mm)	15 1/4" (387mm)	17 1/4" (438mm)	
Height	18" (457mm)		18" (457mm)	18" (457mm)	18" (457mm)	18" (457mm)	
EPS Thickness	2 5/8" (67mm)		2 5/8" (67mm)	2 5/8" (67mm)	2 5/8" (67mm)	2 5/8" (67mm)	
Qty. Per Bundle	6		6	6	6	6	
CODE #	TT-P		TT-6	TT-8	TT-P	TT-P	
96" One Sided Tapered Top Form Unit			Length	96" (2438mm)	96" (2438mm)	96" (2438mm)	96" (2438mm)
Width		9 1/4" (235mm)	11 1/4" (286mm)	13 1/4" (337mm)	15 1/4" (387mm)	17 1/4" (438mm)	
Height		18" (457mm)	18" (457mm)	18" (457mm)	18" (457mm)	18" (457mm)	
EPS Thickness		2 5/8" (67mm)	2 5/8" (67mm)	2 5/8" (67mm)	2 5/8" (67mm)	2 5/8" (67mm)	
Qty. Per Bundle		3	3	3	3	3	
CODE #		TT96-P	TT96-6	TT96-8	TT96-P	TT96-P	
48" Molded Brick Ledge Form Unit			Length	48" (1219mm)	48" (1219mm)	48" (1219mm)	48" (1219mm)
Width (a)	13 3/4" (349mm)		15 3/4" (400mm)	17 3/4" (451mm)	19 3/4" (502mm)	21 3/4" (552mm)	
Width (b)	9 1/4" (235mm)		11 1/4" (286mm)	13 1/4" (337mm)	15 1/4" (387mm)	17 1/4" (438mm)	
Height	18" (457mm)		18" (457mm)	18" (457mm)	18" (457mm)	18" (457mm)	
Qty. Per Bundle	4		4	4	4	4	
CODE #	BRI-P		BRI-6	BRI-8	BRI-P	BRI-P	
96" Molded Brick Ledge Form Unit			Length	96" (2438mm)	96" (2438mm)	96" (2438mm)	96" (2438mm)
Width (a)		13 3/4" (349mm)	15 3/4" (400mm)	17 3/4" (451mm)	19 3/4" (502mm)	21 3/4" (552mm)	
Width (b)		9 1/4" (235mm)	11 1/4" (286mm)	13 1/4" (337mm)	15 1/4" (387mm)	17 1/4" (438mm)	
Height		18" (457mm)	18" (457mm)	18" (457mm)	18" (457mm)	18" (457mm)	
Qty. Per Bundle		2	2	2	2	2	
CODE #		BR96-P	BR96-6	BR96-8	BR96-P	BR96-P	

1.1 FORM UNIT SPECIFICATIONS AND DIMENSIONS

Product	Image	Feature	4" (100mm)	6"(150mm)	8"(200mm)	10"(250mm)	12"(300mm)	
Custom Radius Form Unit		Length	96" (2438mm)	96" (2438mm)	96" (2438mm)	96" (2438mm)	96" (2438mm)	
		Width	9 1/4" (235mm)	11 1/4" (286mm)	13 1/4" (337mm)	15 1/4" (387mm)	17 1/4" (438mm)	
		Height	18" (457mm)	18" (457mm)	18" (457mm)	18" (457mm)	18" (457mm)	
		Radius	M A N U F A C T U R E D T O S P E C I F I C A T I O N S					
		Qty. Per Bundle	D E P E N D S O N Q U A N T I T Y O R D E R E D					
		CODE #	RAD-4	RAD-6	RAD-8	RAD-10	RAD-12	
		Unassembled Standard Unit 2 Standard Panels webs not included		Length (a)	96"(2438mm)	96"(2438mm)	96"(2438mm)	96"(2438mm)
Length (b)	96"(2438mm)			96"(2438mm)	96"(2438mm)	96"(2438mm)	96"(2438mm)	
Height	18" (457mm)			18" (457mm)	18" (457mm)	18" (457mm)	18" (457mm)	
EPS Thickness	2 5/8" (67mm)			2 5/8" (67mm)	2 5/8" (67mm)	2 5/8" (67mm)	2 5/8" (67mm)	
Qty. Per Bundle	3			3	3	3	3	
CODE #	PANEL			PANEL	PANEL	PANEL	PANEL	
Unassembled Tapered Top Unit - 48 1 Standard Panel, 1 Standard Tapered Top Panel webs not included				Length (a)	48" (1219mm)	48" (1219mm)	48" (1219mm)	48" (1219mm)
		Length (b)	48" (1219mm)	48" (1219mm)	48" (1219mm)	48" (1219mm)	48" (1219mm)	
		Height	18" (457mm)	18" (457mm)	18" (457mm)	18" (457mm)	18" (457mm)	
		EPS Thickness	2 5/8" (67mm)	2 5/8" (67mm)	2 5/8" (67mm)	2 5/8" (67mm)	2 5/8" (67mm)	
		Qty. Per Bundle	6	6	6	6	6	
		CODE #	TT-P	TT-P	TT-P	TT-P	TT-P	
		Unassembled Tapered Top Unit - 96" 1 Standard Panel, 1 Standard Tapered Top Panel webs not included		Length (a)	96" (2438mm)	96" (2438mm)	96" (2438mm)	96" (2438mm)
Length (b)	96" (2438mm)			96" (2438mm)	96" (2438mm)	96" (2438mm)	96" (2438mm)	
Height	18" (457mm)			18" (457mm)	18" (457mm)	18" (457mm)	18" (457mm)	
EPS Thickness	2 5/8" (67mm)			2 5/8" (67mm)	2 5/8" (67mm)	2 5/8" (67mm)	2 5/8" (67mm)	
Qty. Per Bundle	3			3	3	3	3	
CODE #	TT96-P			TT96-P	TT96-P	TT96-P	TT96-P	
Unassembled Brick Ledge Unit - 48" 1 Standard Panel, 1 Standard Brick Ledge Panel webs not included				Length (a)	48" (1219mm)	48" (1219mm)	48" (1219mm)	48" (1219mm)
		Length (b)	48" (1219mm)	48" (1219mm)	48" (1219mm)	48" (1219mm)	48" (1219mm)	
		Height	18" (457mm)	18" (457mm)	18" (457mm)	18" (457mm)	18" (457mm)	
		EPS Thickness	2 5/8" (67mm)	2 5/8" (67mm)	2 5/8" (67mm)	2 5/8" (67mm)	2 5/8" (67mm)	
		Qty. Per Bundle	4	4	4	4	4	
		CODE#	BRI-P	BRI-P	BRI-P	BRI-P	BRI-P	
		Unassembled Brick Ledge Unit - 96" 1 Standard Panel, 1 Standard Brick Ledge Panel webs not included		Length (a)	96" (2438mm)	96" (2438mm)	96" (2438mm)	96" (2438mm)
Length (b)	96" (2438mm)			96" (2438mm)	96" (2438mm)	96" (2438mm)	96" (2438mm)	
Height	18" (457mm)			18" (457mm)	18" (457mm)	18" (457mm)	18" (457mm)	
EPS Thickness	2 5/8" (67mm)			2 5/8" (67mm)	2 5/8" (67mm)	2 5/8" (67mm)	2 5/8" (67mm)	
Qty. Per Bundle	2			2	2	2	2	
CODE#	BR96-P			BR96-P	BR96-P	BR96-P	BR96-P	

 Units come pre-assembled with folding, metal-hinged webs.
 Units come unassembled and require webs to be purchased separately.

 Units come pre-assembled with folding, slide-in webs.
 All specifications are for reference purposes only. Refer to the NUDURA technical publications for more accurate dimensions.

1.2 PANEL ASSEMBLY

Product	Image	Feature	4" (100mm)	6"(150mm)	8"(200mm)	10"(250mm)	12"(300mm)
Two Sided Tapered Top Form Unit-48" <small>*Field assembled using 2 1 sided tapered top units</small>		Length	48" (1219mm)	48" (1219mm)	48" (1219mm)	48" (1219mm)	48" (1219mm)
		Width	9 1/4" (235mm)	11 1/4" (286mm)	13 1/4" (337mm)	15 1/4" (387mm)	17 1/4"(438mm)
		Height	18" (457mm)	18" (457mm)	18" (457mm)	18" (457mm)	18" (457mm)
		EPS Thickness	2 5/8" (67mm)	2 5/8" (67mm)	2 5/8" (67mm)	2 5/8" (67mm)	2 5/8" (67mm)
PRODUCTS REQUIRED TO ASSEMBLE:							
	Unassembled Tapered Top Panel *	Quantity Required	2 panels	2 panels	2 panels	2 panels	2 panels
		CODE #	TT-P	TT-P	TT-P	TT-P	TT-P
	Slide-in Webs *	Quantity Required	6	6	6	6	6
		Min. Qty. Per. Pack. CODE #	100 WEB-4	100 WEB-6	100 WEB-8	100 WEB-10	100 WEB-12
*ENSURE EXTRA WEBS ARE ORDERED TO USE THE 48" (1219mm) STANDARD PANELS - SEE SPECIFICATIONS IN THE "INSULATED CONCRETE FORMS" SECTION.							

Product	Image	Feature	4" (100mm)	6"(150mm)	8"(200mm)	10"(250mm)	12"(300mm)
Two Sided Tapered Top Form Unit-96" <small>*Field assembled using 2 1 sided tapered top units</small>		Length	96" (2438mm)	96" (2438mm)	96" (2438mm)	96" (2438mm)	96" (2438mm)
		Width	9 1/4" (235mm)	11 1/4" (286mm)	13 1/4" (337mm)	15 1/4" (387mm)	17 1/4"(438mm)
		Height	18" (457mm)	18" (457mm)	18" (457mm)	18" (457mm)	18" (457mm)
		EPS Thickness	2 5/8" (67mm)	2 5/8" (67mm)	2 5/8" (67mm)	2 5/8" (67mm)	2 5/8" (67mm)
PRODUCTS REQUIRED TO ASSEMBLE:							
	Unassembled Tapered Top Panel *	Quantity Required	2 panels	2 panels	2 panels	2 panels	2 panels
		CODE #	TT96-P	TT96-P	TT96-P	TT96-P	TT96-P
	Slide-in Webs *	Quantity Required	12	12	12	12	12
		Min. Qty. Per. Pack. CODE #	100 WEB-4	100 WEB-6	100 WEB-8	100 WEB-10	100 WEB-12
*ENSURE EXTRA WEBS ARE ORDERED TO USE THE 96" (2438mm) STANDARD PANELS - SEE SPECIFICATIONS IN THE "INSULATED CONCRETE FORMS" SECTION.							

Product	Image	Feature	4" (100mm)	6"(150mm)	8"(200mm)	10"(250mm)	12"(300mm)
Molded Brick Ledge and Tapered Top Form Unit		Length	96" (2438mm)	96" (2438mm)	96" (2438mm)	96" (2438mm)	96" (2438mm)
		Width (a)	13 3/4" (349mm)	15 3/4" (400mm)	17 3/4" (451mm)	19 3/4" (502mm)	21 3/4" (552mm)
		Width (b)	9 1/4" (235mm)	11 1/4" (286mm)	13 1/4" (337mm)	15 1/4" (387mm)	17 1/4" (438mm)
		Height	18" (457mm)	18" (457mm)	18" (457mm)	18" (457mm)	18" (457mm)
		EPS Thickness	2 5/8" (67mm)	2 5/8" (67mm)	2 5/8" (67mm)	2 5/8" (67mm)	2 5/8" (67mm)
PRODUCTS REQUIRED TO ASSEMBLE:							
	Unassembled Tapered Top Panel *	Quantity	1 panel	1 panel	1 panel	1 panel	1 panel
		CODE #	TT-P	TT-P	TT-P	TT-P	TT-P
	Unassembled Brick Ledge	Quantity	1 panel	1 panel	1 panel	1 panel	1 panel
		CODE#	BR96-P	BR96-P	BR96-P	BR96-P	BR96-P
Slide-in Webs *	Quantity	6	6	6	6	6	
	Min. Qty. Per. Pack. CODE #	100 WEB-4	100 WEB-6	100 WEB-8	100 WEB-10	100 WEB-12	
*ENSURE EXTRA WEBS ARE ORDERED TO USE THE 96"(2438mm)STANDARD PANELS - SEE SPECIFICATIONS IN THE "INSULATED CONCRETE FORMS" SECTION.							

Product	Image	Feature	4" (100mm)	6"(150mm)	8"(200mm)	10"(250mm)	12"(300mm)
Double Sided Molded Brick Ledge Unit		Length	96" (2438mm)	96" (2438mm)	96" (2438mm)	96" (2438mm)	96" (2438mm)
		Width (a)	17 3/4" (451mm)	19 3/4" (502mm)	21 3/4" (552mm)	23 3/4" (603mm)	25 3/4" (654mm)
		Width (b)	9 1/4" (235mm)	11 1/4" (286mm)	13 1/4" (337mm)	15 1/4" (387mm)	17 1/4" (438mm)
		Height	18" (457mm)	18" (457mm)	18" (457mm)	18" (457mm)	18" (457mm)
		EPS Thickness	2 5/8" (67mm)	2 5/8" (67mm)	2 5/8" (67mm)	2 5/8" (67mm)	2 5/8" (67mm)
PRODUCTS REQUIRED TO ASSEMBLE:							
	Unassembled Brick Ledge	Quantity Per. Unit	2 panels	2 panels	2 panels	2 panels	2 panels
		CODE #	BR96-P	BR96-P	BR96-P	BR96-P	BR96-P
	Slide-in Webs *	Quantity	6	6	6	6	6
		Min. Qty. Per. Pack. CODE #	100 WEB-4	100 WEB-6	100 WEB-8	100 WEB-10	100 WEB-12
*ENSURE EXTRA WEBS ARE ORDERED TO USE THE 96"(2438mm)STANDARD PANELS - SEE SPECIFICATIONS IN THE "INSULATED CONCRETE FORMS" SECTION.							

NOTE 1: The unassembled panel units used to assemble these forms include an equal number of 96" (2438mm) standard panels (NOT SHOWN).

NOTE 2: To assemble the two sided taper Top you will require two bundles of TT96-P to create 3 forms.

All specifications are for reference purposes only. Refer to the NUDURA technical publications for more accurate dimensions.

1.2 PANEL ASSEMBLY

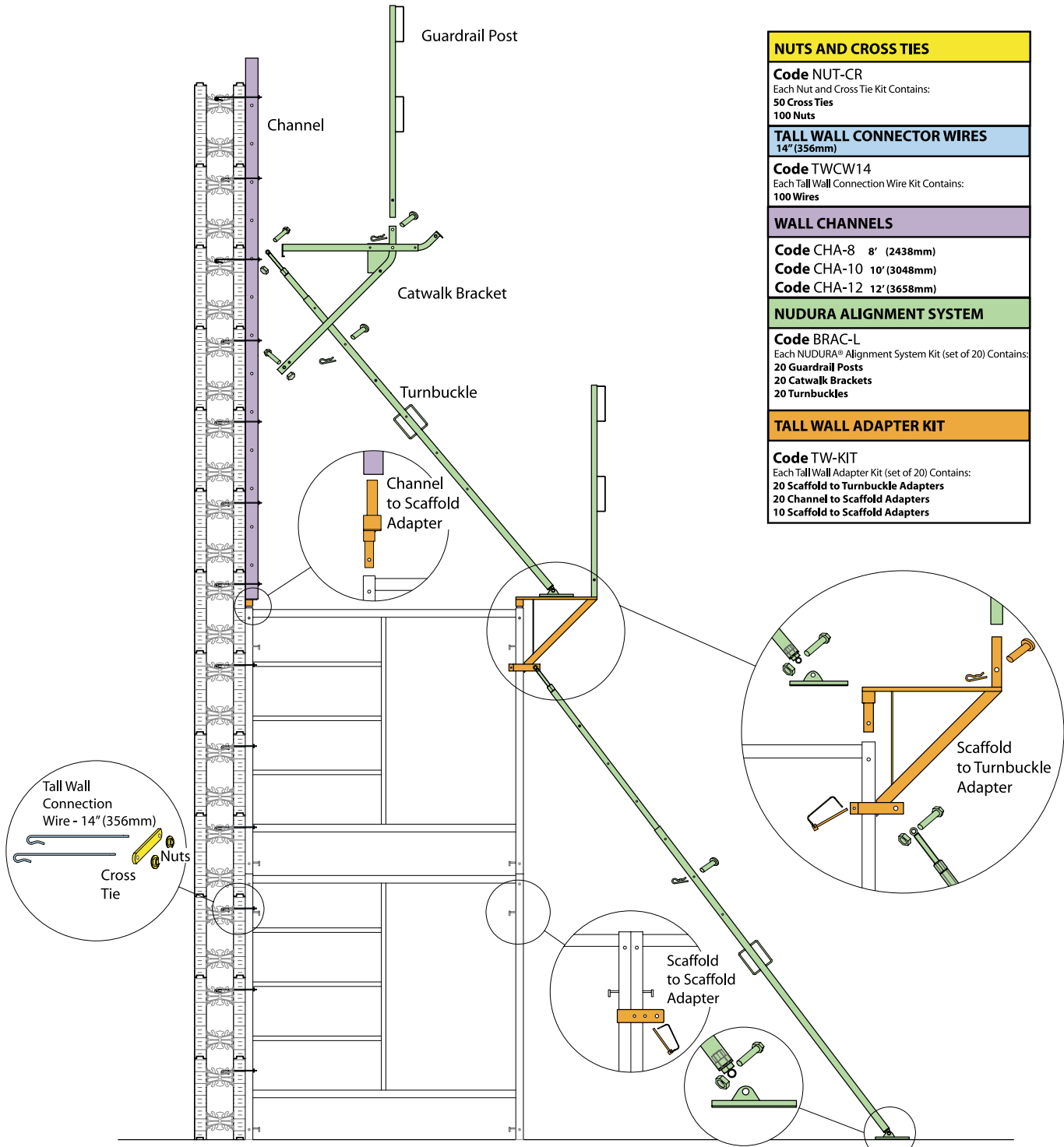
Brick Ledge Extension		Length	32" (813mm)	32" (813mm)	32" (813mm)	32" (813mm)	32" (813mm)
		Width	4 1/2" (114mm)	4 1/2" (114mm)	4 1/2" (114mm)	4 1/2" (114mm)	4 1/2" (114mm)
		Height	13" (330mm)	13" (330mm)	13" (330mm)	13" (330mm)	13" (330mm)
		Qty. Per. Pack	14	14	14	14	14
		CODE #	BRICK	BRICK	BRICK	BRICK	BRICK
Washer/ 6" (152mm) Screw Kit		Qty. Per. Pack	100 screws/100 washers	100 screws/100 washers	100 screws/100 washers	100 screws/100 washers	100 screws/100 washers
		CODE #	SC-WA	SC-WA	SC-WA	SC-WA	SC-WA
End Cap		Width	4" (102mm)	6" (152mm)	8" (203mm)	10" (254mm)	12" (305mm)
		Height	18" (457mm)	18" (457mm)	18" (457mm)	18" (457mm)	18" (457mm)
		EPS Thickness	2 5/8" (67mm)	2 5/8" (67mm)	2 5/8" (67mm)	2 5/8" (67mm)	2 5/8" (67mm)
		Qty. Per. Pack	57	40	40	35	30
Height Adjuster		Length	32" (813mm)	32" (813mm)	32" (813mm)	32" (813mm)	32" (813mm)
		Height	3" (76mm)	3" (76mm)	3" (76mm)	3" (76mm)	3" (76mm)
		Qty. Per. Pack	80	80	80	80	80
		CODE #	HADJ-F	HADJ-F	HADJ-F	HADJ-F	HADJ-F
<i>Height Adjuster Tie Not Included</i>							

1.3 CEILING AND FLOOR TECHNOLOGY

CEILING TECHNOLOGY	Foam Sheets	Ⓐ 3 1/2" (89mm)	Ⓐ 2 1/2" (64mm)
	Sheet Size	48"x96" (610mm x 2438mm)	48"x96" (610mm x 2438mm)
	Wood Strapping	Yes	Yes
	Qty. Per. Bundle	4	6
	CODE #	P9-040	P9-050
	#10 Screws	4" (102mm)	5" (127mm)
	Size		
Qty. Per. Box	1000	500	
CODE #	P1-025	P0-041	

FLOOR TECHNOLOGY	Ⓐ TYPE 1-BLUE	1 1/4" (32mm) Overlap	1 7/8" (48mm) T&G	2 1/2" (64mm) T&G
	Size	24"x96" (610mm x 2438mm)	24"x96" (610mm x 2438mm)	24"x96" (610mm x 2438mm)
	Qty. Per. Bundle	10	7	6
	CODE #	P1-470	P1-471	P1-472
	Ⓐ TYPE 2-GREEN	1 1/4" (32mm) Overlap	1 7/8" (48mm) T&G	2 1/2" (64mm) T&G
	Size	24"x96" (610mm x 2438mm)	24"x96" (610mm x 2438mm)	24"x96" (610mm x 2438mm)
	Qty. Per. Bundle	16	7	6
CODE #	P2-435	P2-445	P2-455	
New Product	Ⓐ TYPE 3-WHITE	N/A	1 7/8" (48mm) T&G	2 1/2" (64mm) T&G
	Size	-	24"x96" (610mm x 2438mm)	24"x96" (610mm x 2438mm)
	Qty. Per. Bundle	-	7	5
	CODE #	-	P3-443	P3-453

1.4 ALIGNMENT SYSTEMS















NUTS AND CROSS TIES
Code NUT-CR Each Nut and Cross Tie Kit Contains: 50 Cross Ties 100 Nuts
TALL WALL CONNECTOR WIRES
Code TWCW14 Each Tall Wall Connection Wire Kit Contains: 100 Wires
WALL CHANNELS
Code CHA-8 8' (2438mm) Code CHA-10 10' (3048mm) Code CHA-12 12' (3658mm)
NUDURA ALIGNMENT SYSTEM
Code BRAC-L Each NUDURA® Alignment System Kit (set of 20) Contains: 20 Guardrail Posts 20 Catwalk Brackets 20 Turnbuckles
TALL WALL ADAPTER KIT
Code TW-KIT Each Tall Wall Adapter Kit (set of 20) Contains: 20 Scaffold to Turnbuckle Adapters 20 Channel to Scaffold Adapters 10 Scaffold to Scaffold Adapters

All specifications are for reference purposes only. Refer to the NUDURA technical publications for more accurate dimensions.

1.5 ACCESSORIES

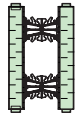
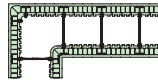
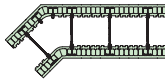



Product	Image	Feature	4" (100mm)	6"(150mm)	8"(200mm)	10"(250mm)	12"(300mm)	
Height Adjuster Tie		Qty. Per. Pack	160	160	160	160	160	
		CODE #	HA-T-4	HA-T-6	HA-T-8	HA-T10	HA-T12	
Slide-in Webs		Large Box	Qty. Per. Pack	957	655	465	410	295
			CODE #	WEB4	WEB6	WEB8	WEB10	WEB12
		Small Box	Qty. Per. Pack	100	100	100	100	100
			CODE #	WEB-4	WEB-6	WEB-8	WEB-10	WEB-12
Form Lock <i>To be used with 6", 8", 10", or 12" Standard Forms</i>		Length		120" (3048mm)	120" (3048mm)	120" (3048mm)	120" (3048mm)	
		Form Width		6" (150mm)	8" (200mm)	10" (250mm)	12" (300mm)	
		Qty. Per. Pack (10 pcs)	Not Available in 4"	100' (30.5m)	100' (30.5m)	100' (30.5m)	100' (30.5m)	
		CODE #		BLOK06	BLOK08	BLOK10	BLOK12	

4-Way Web Connector		Qty per Pack	100
		CODE #	4XWEBC
Multi Purpose Anchor Hanger System A. ICF Hanger Insert Plate B. Stamped Bearing Bracket		Qty per Pack	50
		CODE #	ICFHIP
Retrofit Bracket 170 #12 Screws Incl.		Qty per Pack	12
		CODE #	ICFRFB
Transition Bracket		Qty per Pack	100
		CODE #	TRA-BR
10 x 2" (51mm) Hex Head Screw with Steel Flat Washer		Qty per Box	500
		CODE #	SC-2.0
10 x 2.5" (63mm) Hex Head Screw with Steel Flat Washer		Qty per Box	500
		CODE #	SC-2.5
10 x 3" (76mm) Hex Head Screw with Steel Flat Washer		Qty per Box	500
		CODE #	SC-3.0
8 5/8" Vertical Joint Clip		Length	8 5/8" (219mm)
		Qty per Pack	200 (10 pcs)
		CODE #	VJC
45° Insert Hanger Plate Lag Bolts Incl. 1 1/4" x 3 1/2"		Qty/Bundle/Box	20
		CODE #	HIP-45
Easy Buck 10' Long		Qty/Bundle/Box	10 Pieces
			100' Bundle
		CODE #	WBUCK
Fibre Tape 1" x 220' (24mm x 55m)		Qty/Bundle/Box	36/Box
		CODE #	TAPE
4" Protective Tape 4" x 260' (96mm x 66m)		Qty/Bundle/Box	24/Box
		CODE #	TAPE-4

Waterproofing Membrane 225 sq ft		Qty/Bundle/Box	1/roll (36/skid)
		CODE #	WPROF
Low Temperature Waterproofing Membrane 225 sq ft		Qty/Bundle/Box	1/roll (36/skid)
		CODE #	WPROF-2
Fibre Mesh 475 sq ft (44.3m ²)		Qty/Bundle/Box	1/roll (36/skid)
		CODE #	MESH
Parging 75 sq ft		CODE #	PARG
		Qty/Bundle/Box	1 Bag (60/skid)
V-Strip - Brick Ledge Extension Accessory 10' Long		CODE #	STRIP
		Qty/Bundle/Box	100' (10 pieces)
NUDURA Low Expansion Foam 680g/24oz		CODE #	FOAM
		Qty/Bundle/Box	12/box
Foam Gun Cleaner 340g (12oz)		CODE #	FOAM-C
		Qty/Bundle/Box	12/box
Sure Shooter Foam Gun with Plastic Handle		CODE #	GUN
Econo Gun II Foam Gun with Metal Handle		Qty/Bundle/Box	1
		CODE #	GUN-M
Rebar Bender Cutter		Qty/Bundle/Box	1
		CODE #	RBC

All photos above are for reference only. Actual products may vary.

1.6 FORM UNIT CONCRETE VOLUMES

		CORE THICKNESS	IMPERIAL MEASUREMENT	METRIC MEASUREMENT
STANDARD FORM UNIT 	Wall Coverage	N/A	12.0 ft ²	1.11 m ²
	Nom. Weight	N/A	14.7 lbs	6.70 kg
	Concrete Vol	4" / 102mm	0.157 yd ³	0.120 m ³
		6" / 152mm	0.231 yd ³	0.177 m ³
		8" / 203mm	0.306 yd ³	0.234 m ³
		10" / 254mm	0.380 yd ³	0.290 m ³
12" / 305mm	0.454 yd ³	0.347 m ³		
90° CORNER UNIT 	Nom. Wall Coverage	N/A	6.0 ft ²	0.560 m ²
	Nom. Weight	N/A	5.8 lbs	2.62 kg
	Concrete Vol	4" / 102mm	0.062 yd ³	0.048 m ³
		6" / 152mm	0.087 yd ³	0.067 m ³
		8" / 203mm	0.131 yd ³	0.100 m ³
		10" / 254mm	0.158 yd ³	0.121 m ³
12" / 305mm	0.199 yd ³	0.152 m ³		
45° CORNER UNIT 	Nom. Wall Coverage	N/A	4.6 ft ²	0.43 m ²
	Nom. Weight	N/A	5.5 lbs	2.51 kg
	Concrete Vol	4" / 102mm	0.061 yd ³	0.046 m ³
		6" / 152mm	0.089 yd ³	0.068 m ³
		8" / 203mm	0.118 yd ³	0.090 m ³
		10" / 254mm	0.162 yd ³	0.124 m ³
12" / 305mm	0.213 yd ³	0.163 m ³		
HEIGHT ADJUSTER 	Wall Coverage	N/A	0.667 ft ²	0.062 m ²
	Nom. Weight	N/A	0.17 lbs	0.08 kg
	Concrete Vol	4" / 102mm	0.009 yd ³	0.007 m ³
		6" / 152mm	0.013 yd ³	0.010 m ³
		8" / 203mm	0.017 yd ³	0.017 m ³
		10" / 254mm	0.021 yd ³	0.021 m ³
12" / 305mm	0.025 yd ³	0.025 m ³		
BRICK LEDGE 	Wall Coverage	N/A	6.0 ft ²	0.558 m ²
	Nom. Weight	N/A	6.82 lbs	.100 kg
	Concrete Vol	4" / 102mm	0.122 yd ³	0.093 m ³
		6" / 152mm	0.159 yd ³	0.121 m ³
		8" / 203mm	0.196 yd ³	0.150 m ³
		10" / 254mm	0.233 yd ³	0.178 m ³
12" / 305mm	0.270 yd ³	0.206 m ³		
BRICK LEDGE EXTENSION 	Wall Coverage	N/A	2.889 ft ²	0.268 m ²
	Nom. Weight	N/A	0.13 lbs	0.059 kg
	Concrete Vol	N/A	0.010 yd ³	0.008 m ³

1.7 APPLICATIONS

NUDURA® Integrated Building Technology is designed for use in all types of construction, below and above grade.

- All types of residential, commercial, industrial, institutional and agricultural buildings can benefit from the innovations brought to the ICF industry by NUDURA® Corporation.
- The NUDURA® wall is a monolithic concrete wall of variable thickness between two layers of 2 5/8" (67mm) EPS (expanded polystyrene). Combining the standard form products with the custom produced Radius Form, the T Form Unit and the Brick Ledge Forms and Extensions, NUDURA® has the broadest product offering in the ICF industry. Cavity sizes range from 4" (102mm) to 12" (305mm) and product is 4-way reversible as well as pre-assembled in a collapsed position through a hinged web design for efficient shipping and no on-site assembly. The forms patented locking mechanism securely connects the forms during installation and eliminates floating during concrete pour. Additionally, the interior face of the panel in contact with the concrete is grooved to provide adherence to the concrete. Fastening strips are molded in the EPS and embedded in the concrete at 8" (203mm) o/c.
- NUDURA® Integrated Building Technology can also be used for demising and corridor wall assemblies (structural and non-structural) to provide fire resistance and sound attenuation ratings commonly required by code in various building types.
- The NUDURA® wall is well suited for all exterior finishes commonly used in conventional construction (as per manufacturers specifications).
- The NUDURA® wall can also be used in the construction of swimming pools and decorative retaining walls.
- All applications must comply and be designed in accordance to local standards, regulations or codes having jurisdiction.

Canada CSA A23.1-2-3 and CSA A 438
United States ACI 318 or ACI 332