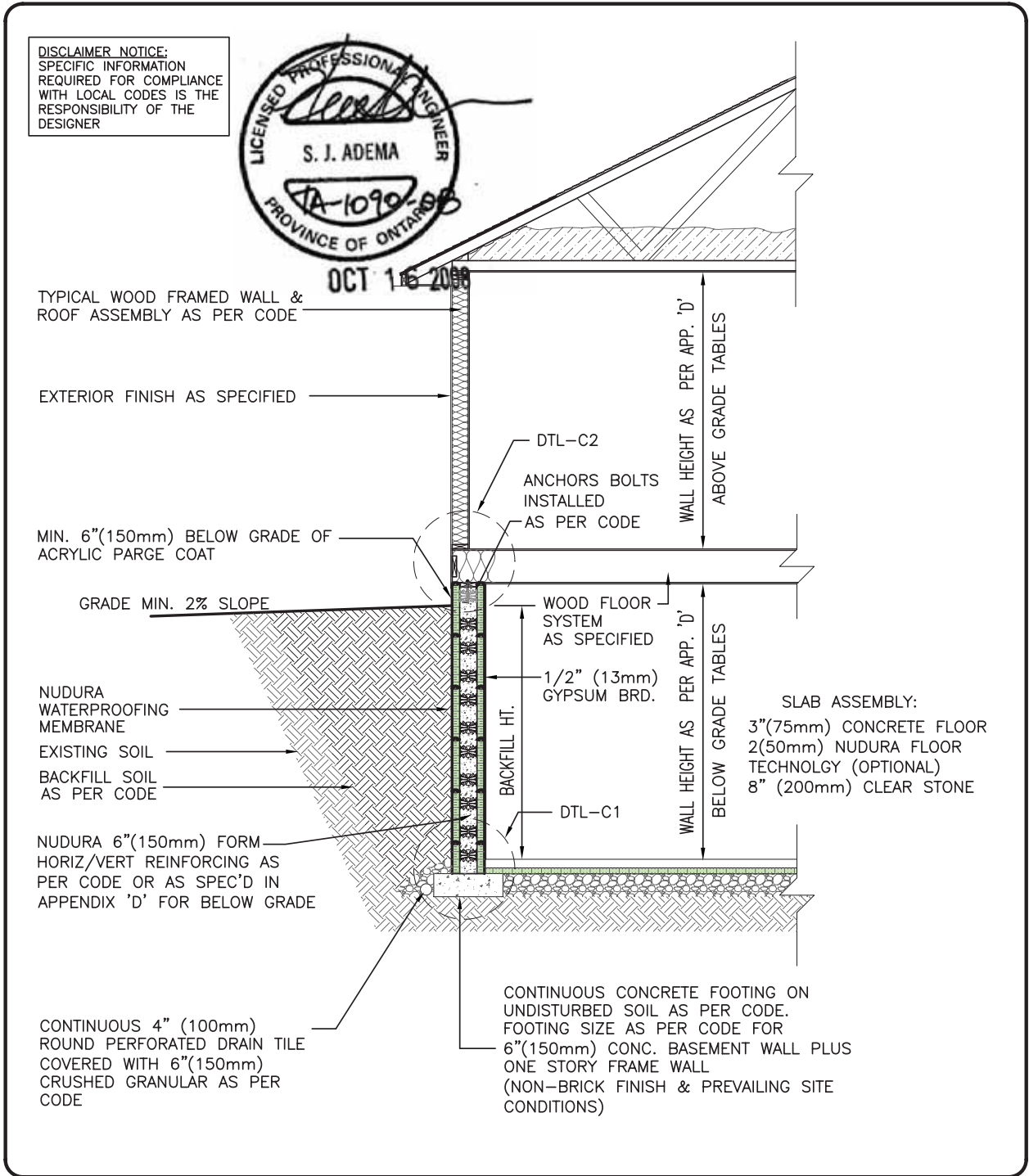


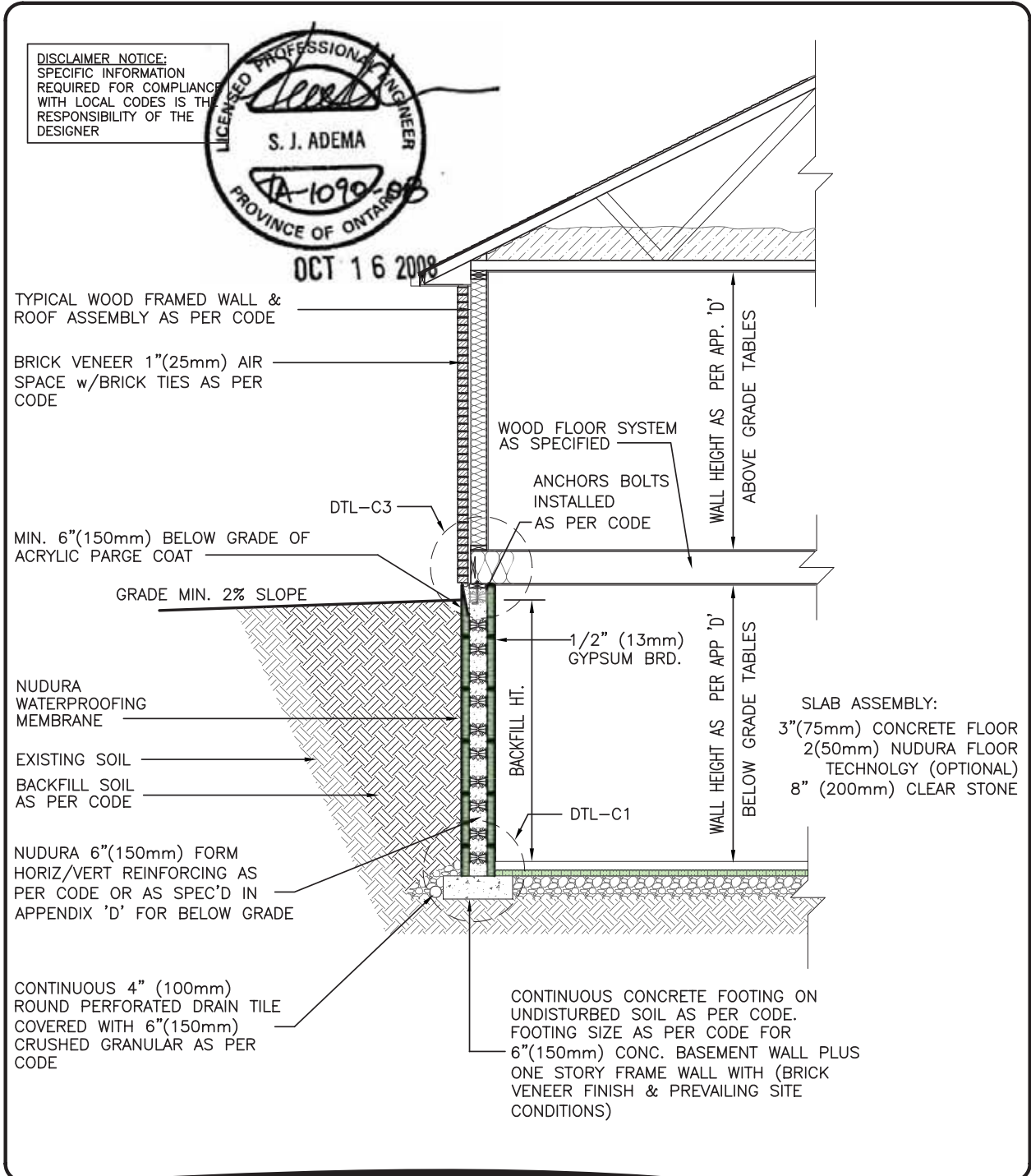
B TYPICAL CROSS SECTIONS (B-1)



BUILDING SECTION
BASEMENT 6" (150mm) FORM
ONE STOREY WOOD FRAME
NON-BRICK FINISH

REV. NO. 004 KS	DWG NO. B-1
REV. DATE: SEPT 2008	
DRAWN BY: J.N / N.L.	SCALE: 1/4" = 1'-0"

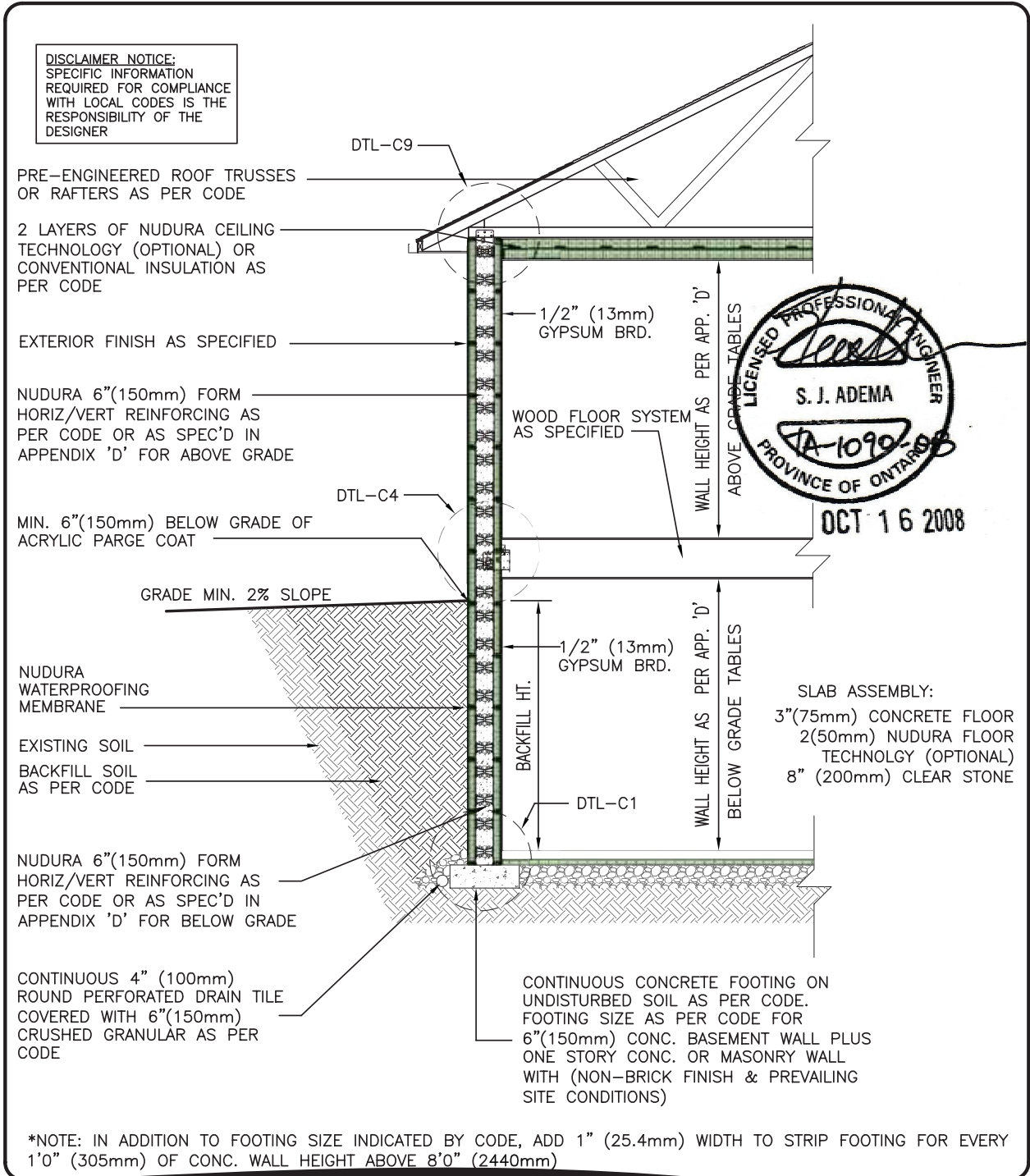
B TYPICAL CROSS SECTIONS (B-2)



BUILDING SECTION
BASEMENT 6"(150mm) FORM
1 STOREY WOOD FRAME
W/ BRICK VENEER FINISH

REV. NO. 003 KS	DWG NO. B-2
REV. DATE: SEPT 2008	
DRAWN BY J.N / N.L.	SCALE: 1/4"=1'-0"

B TYPICAL CROSS SECTIONS (B-3)

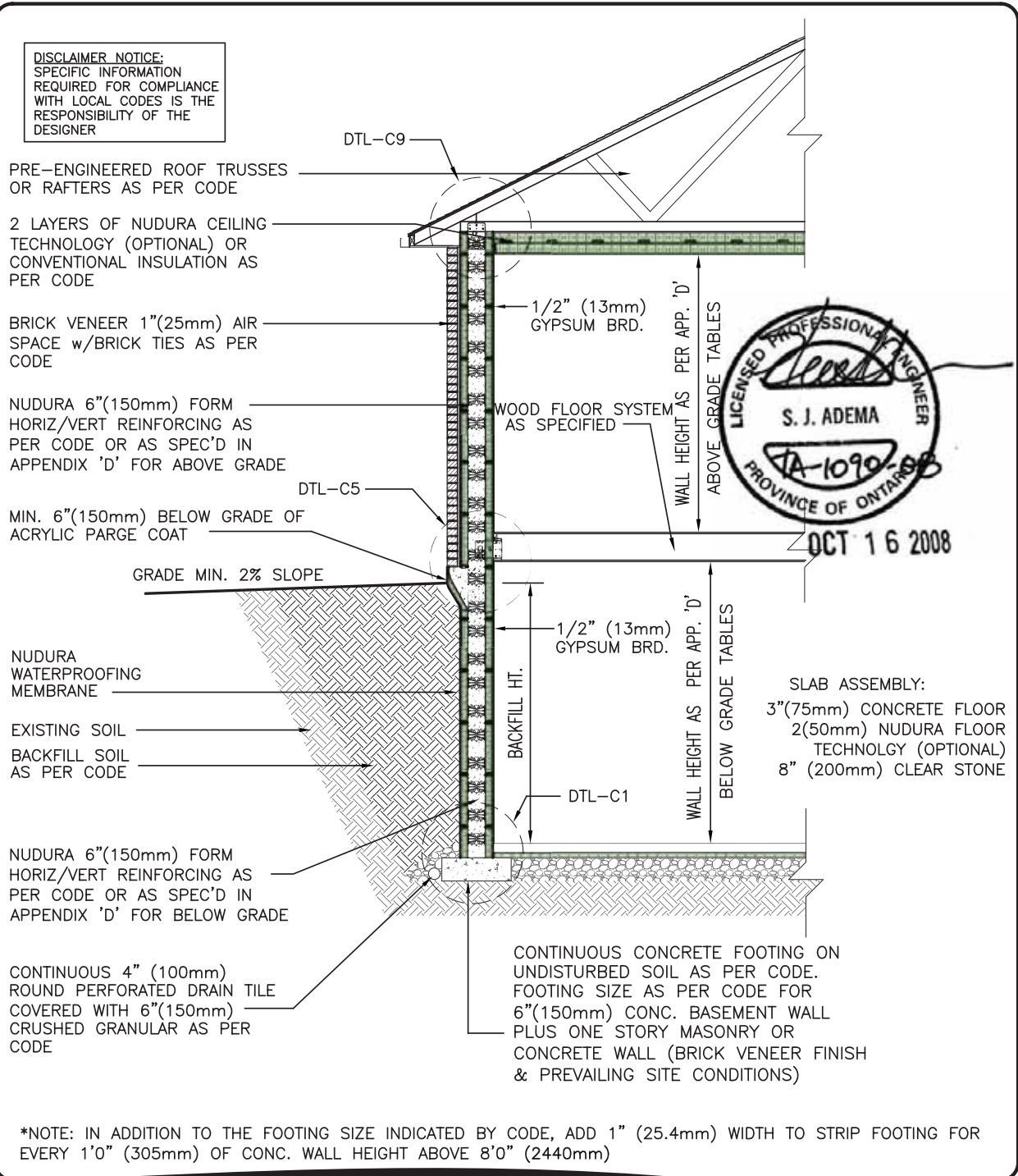


NUDURA
 INTEGRATED BUILDING TECHNOLOGY
Building Value.

BUILDING SECTION BASEMENT 6"(150mm) FORM 1 STOREY 6"(150mm) NON-BRICK FINISH	
REV. NO. 004 KS	DWG NO. B-3
REV. DATE: SEPT 2008	
DRAWN BY J.N / N.L	SCALE: 1/4"=1'-0"

B TYPICAL CROSS SECTIONS (B-4)

DISCLAIMER NOTICE:
SPECIFIC INFORMATION
REQUIRED FOR COMPLIANCE
WITH LOCAL CODES IS THE
RESPONSIBILITY OF THE
DESIGNER

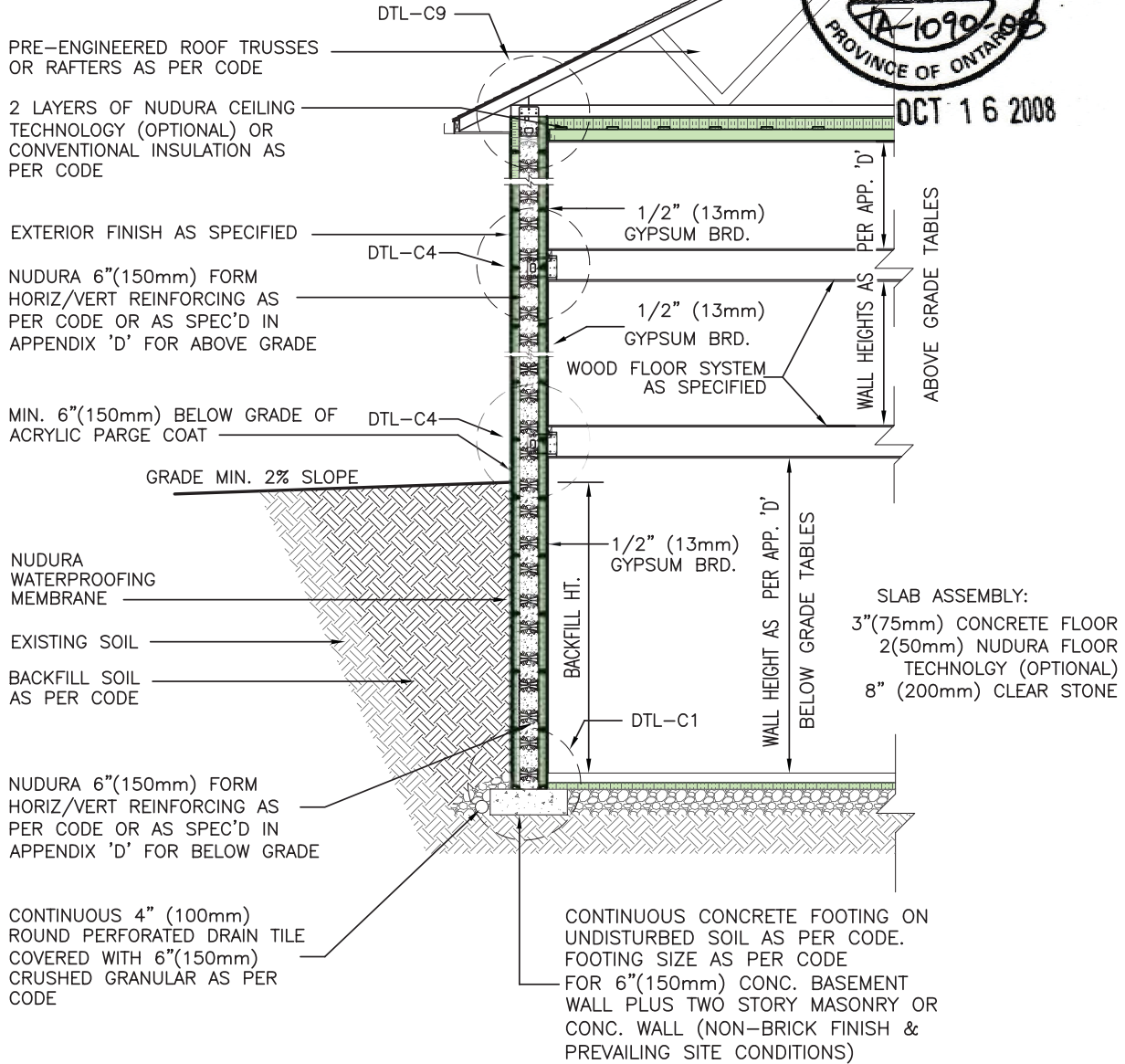



BUILDING SECTION
BASEMENT 6"(150mm) FORM
1 STOREY 6"(150mm) FORM
BRICK VENEER FINISH

REV. NO. 003 KS	DWG NO. B-4
REV. DATE: SEPT 2008	
DRAWN BY J.N / N.L.	SCALE: 1/4"=1'-0"

B TYPICAL CROSS SECTIONS (B-5)

DISCLAIMER NOTICE:
SPECIFIC INFORMATION
REQUIRED FOR COMPLIANCE
WITH LOCAL CODES IS THE
RESPONSIBILITY OF THE
DESIGNER



*NOTE: IN ADDITION TO FOOTING SIZE INDICATED BY CODE, ADD 1" (25.4mm) WIDTH TO STRIP FOOTING FOR EVERY 1'0" (305mm) OF CONC. WALL HEIGHT ABOVE 8'0" (2440mm)

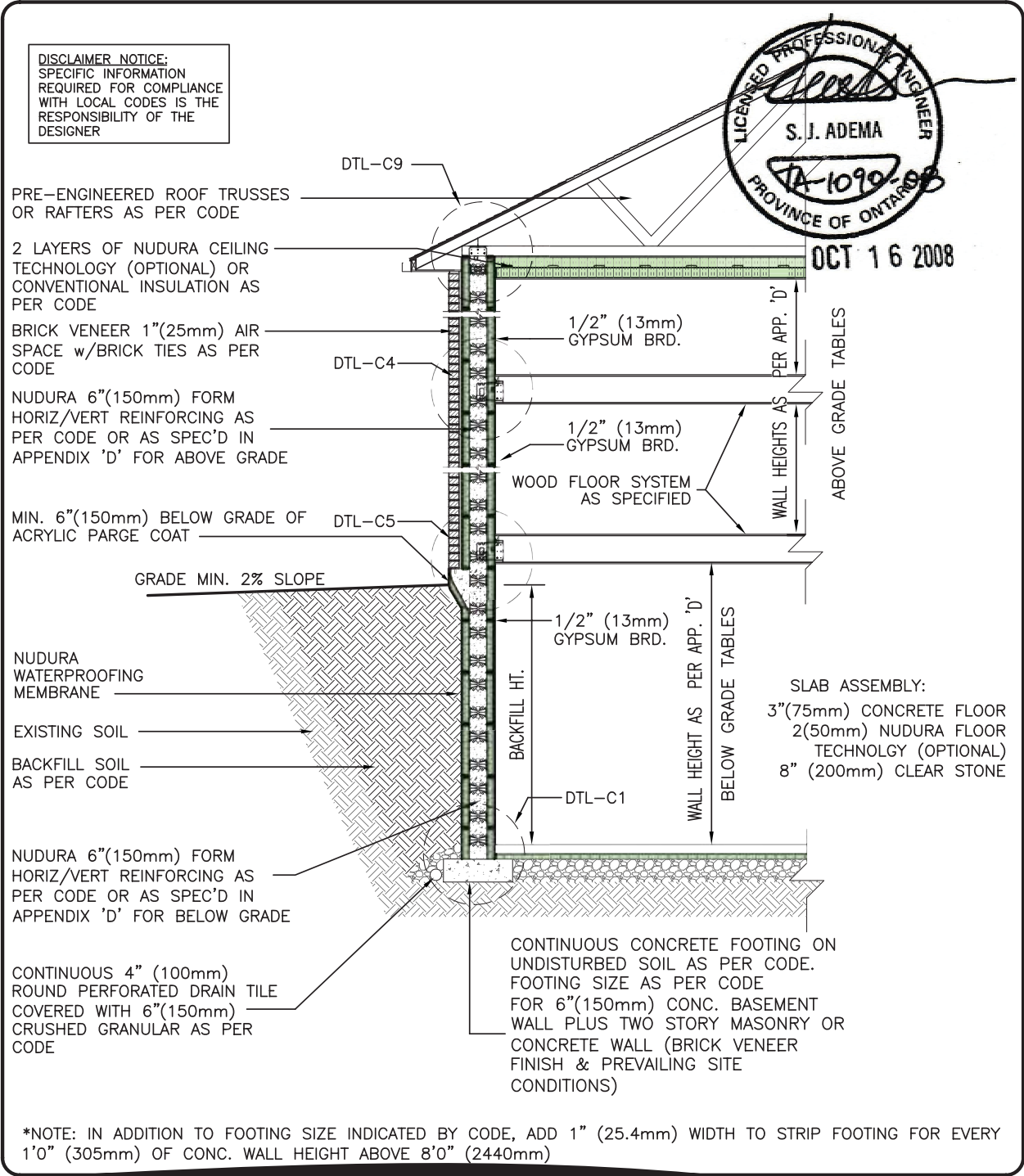


BUILDING SECTION
BASEMENT 6"(150mm) FORM
2 STOREY 6"(150mm) FORM
NON-BRICK FINISH

REV. NO. 003 KS	DWG NO. B-5
REV. DATE: SEPT 2008	
DRAWN BY J.N / N.L	SCALE: 1/4"=1'-0"

B TYPICAL CROSS SECTIONS (B-6)

DISCLAIMER NOTICE:
 SPECIFIC INFORMATION
 REQUIRED FOR COMPLIANCE
 WITH LOCAL CODES IS THE
 RESPONSIBILITY OF THE
 DESIGNER

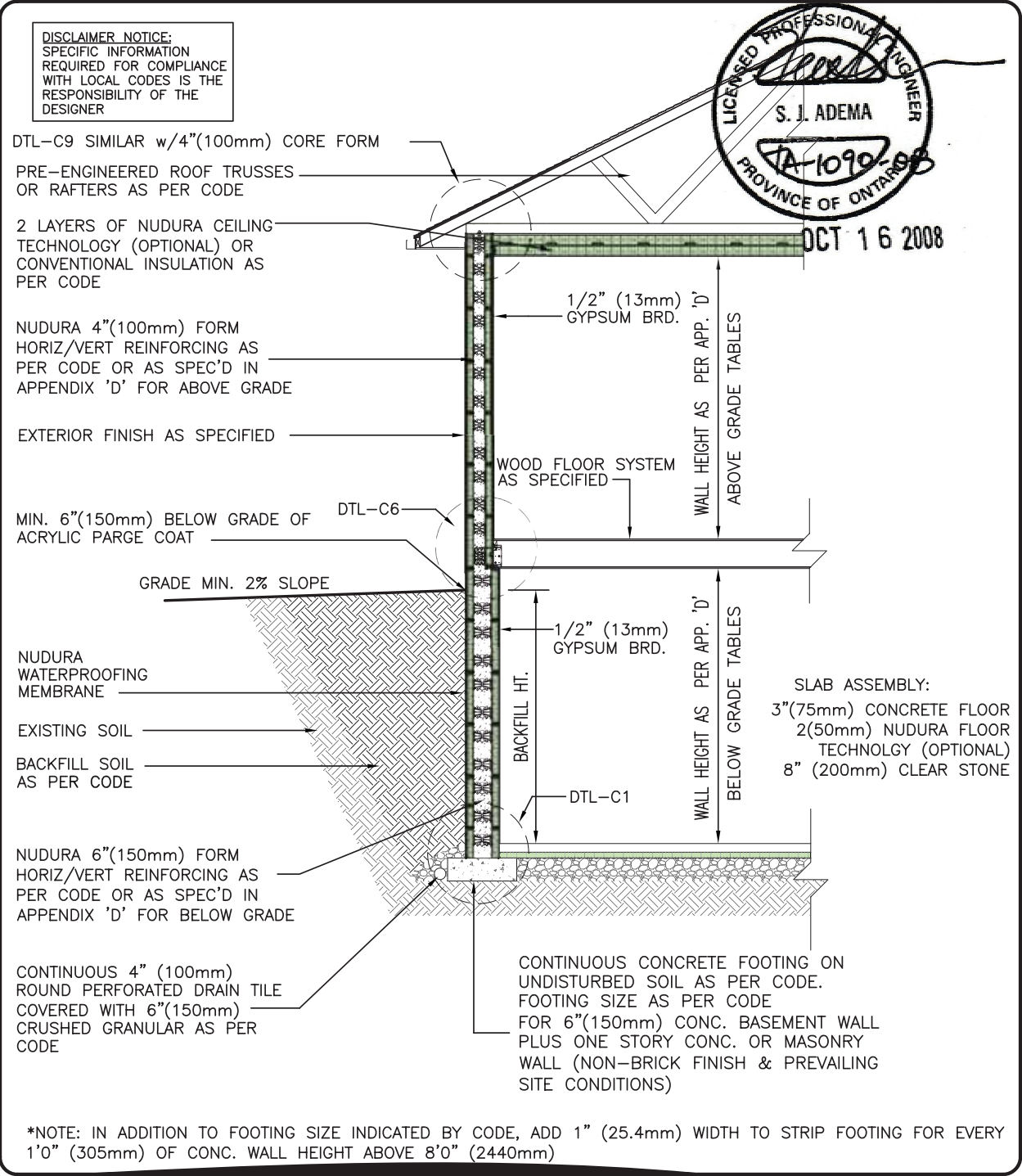


SLAB ASSEMBLY:
 3" (75mm) CONCRETE FLOOR
 2 (50mm) NUDURA FLOOR
 TECHNOLOGY (OPTIONAL)
 8" (200mm) CLEAR STONE



BUILDING SECTION BASEMENT 6" (150mm) FORM 2 STOREY 6" (150mm) FORM BRICK VENEER FINISH	
REV. NO. 003 KS	DWG NO. B-6
REV. DATE: SEPT 2008	
DRAWN BY J.N / N.L	SCALE: 1/4"=1'-0"

B TYPICAL CROSS SECTIONS (B-7)





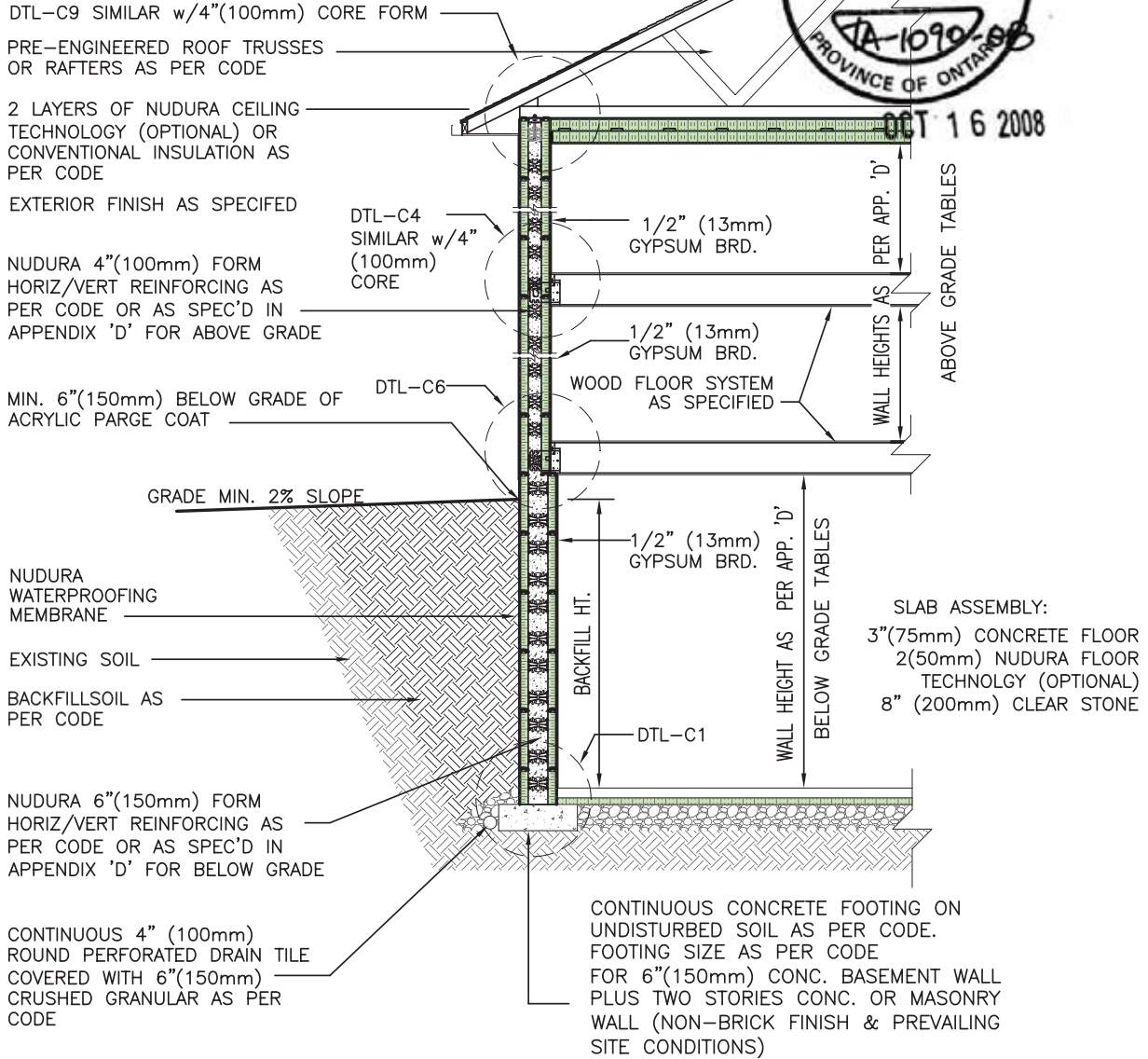

NUDURA
INTEGRATED BUILDING TECHNOLOGY
Building Value.

BUILDING SECTION
BASEMENT 6" (150mm) FORM
1 STOREY 4" FORM
NON-BRICK FINISH

REV. NO. 003 KS	DWG NO. B-7
REV. DATE: SEPT 2008	
DRAWN BY J.N / N.L.	SCALE: 1/4"=1'-0"

B TYPICAL CROSS SECTIONS (B-8)

DISCLAIMER NOTICE:
SPECIFIC INFORMATION
REQUIRED FOR COMPLIANCE
WITH LOCAL CODES IS THE
RESPONSIBILITY OF THE
DESIGNER



*NOTE: IN ADDITION TO FOOTING SIZE INDICATED BY CODE, ADD 1" (25.4mm) WIDTH TO STRIP FOOTING FOR EVERY 1'0" (305mm) OF CONC. WALL HEIGHT ABOVE 8'0" (2440mm)



BUILDING SECTION
BASEMENT 6" (150mm) FORM
2 STOREY 4" (100mm) FORM
NON-BRICK FINISH

REV. NO.
003 KS

DWG NO.

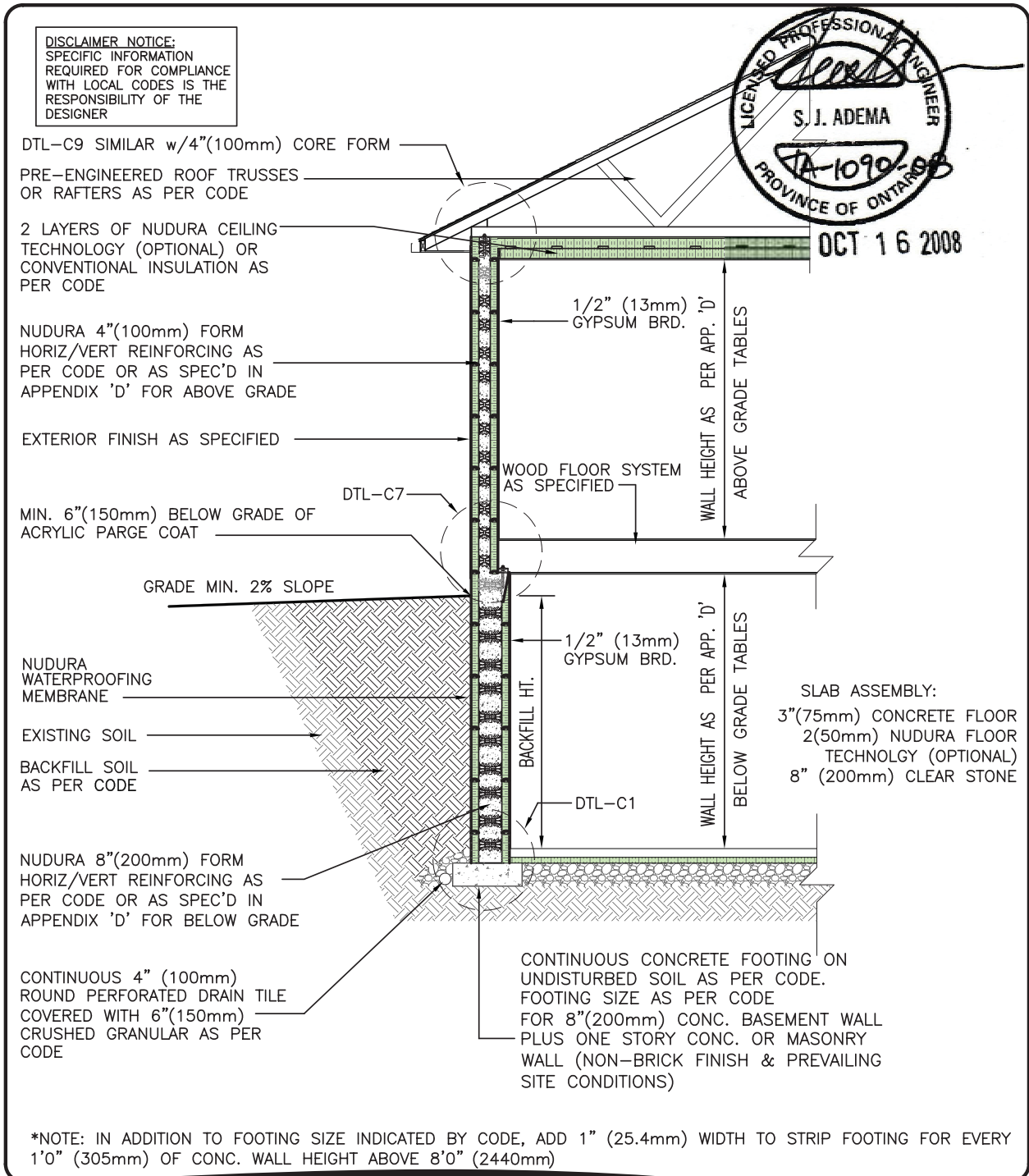
B-8

REV. DATE:
SEPT 2008

DRAWN BY
J.N /N.L

SCALE:
1/4"=1'-0"

B TYPICAL CROSS SECTIONS (B-9)



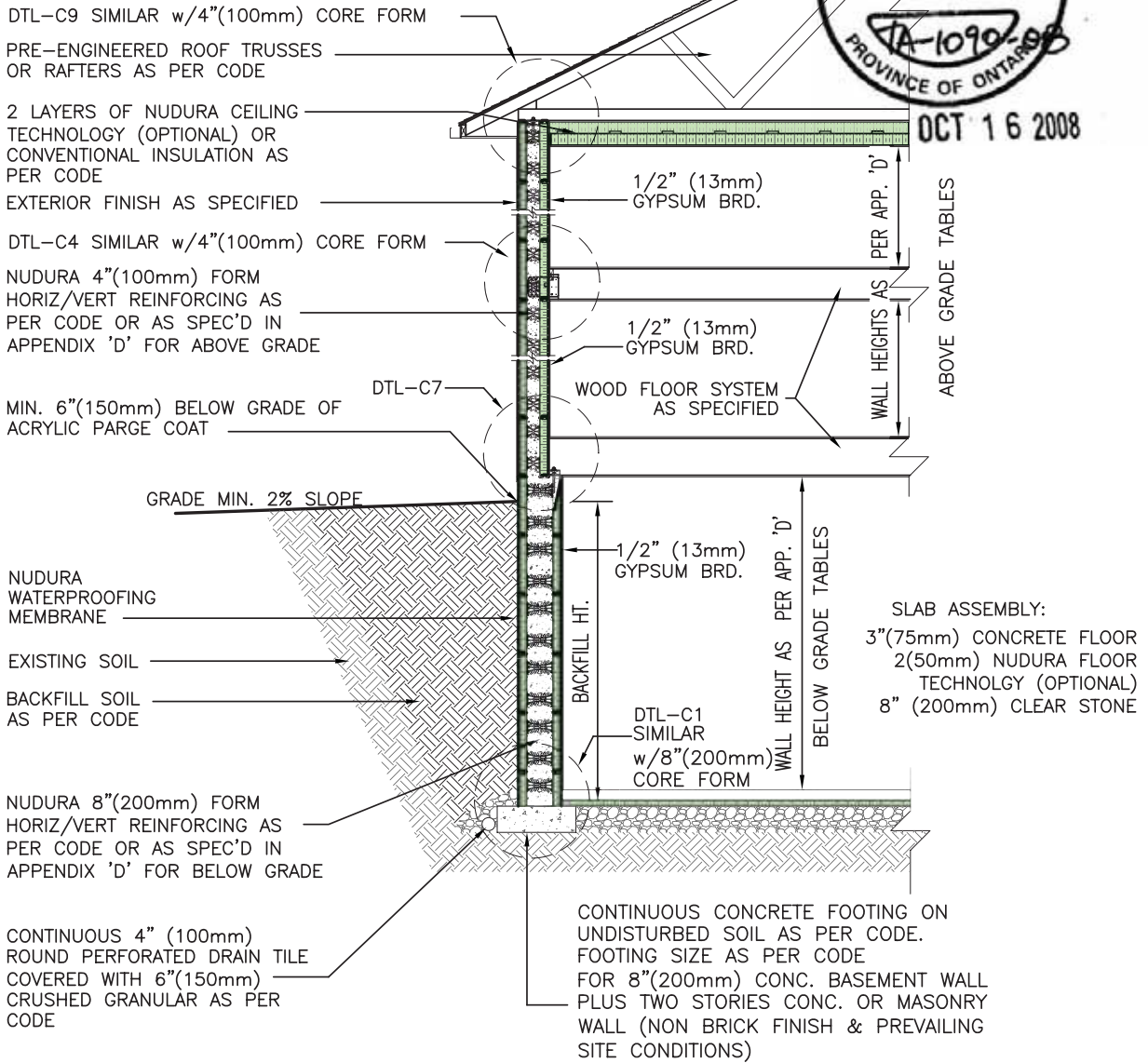

NUDURA
 INTEGRATED BUILDING TECHNOLOGY
Building Value.

BUILDING SECTION
 BASEMENT 8" (200mm) FORM
 1 STOREY 4" (100mm) FORM
 NON BRICK FINISH

REV. NO. 003 KS	DWG NO. B-9
REV. DATE: SEPT 2008	
DRAWN BY J.N / N.L	SCALE: 1/4"=1'-0"

B TYPICAL CROSS SECTIONS (B-10)

DISCLAIMER NOTICE:
SPECIFIC INFORMATION
REQUIRED FOR COMPLIANCE
WITH LOCAL CODES IS THE
RESPONSIBILITY OF THE
DESIGNER

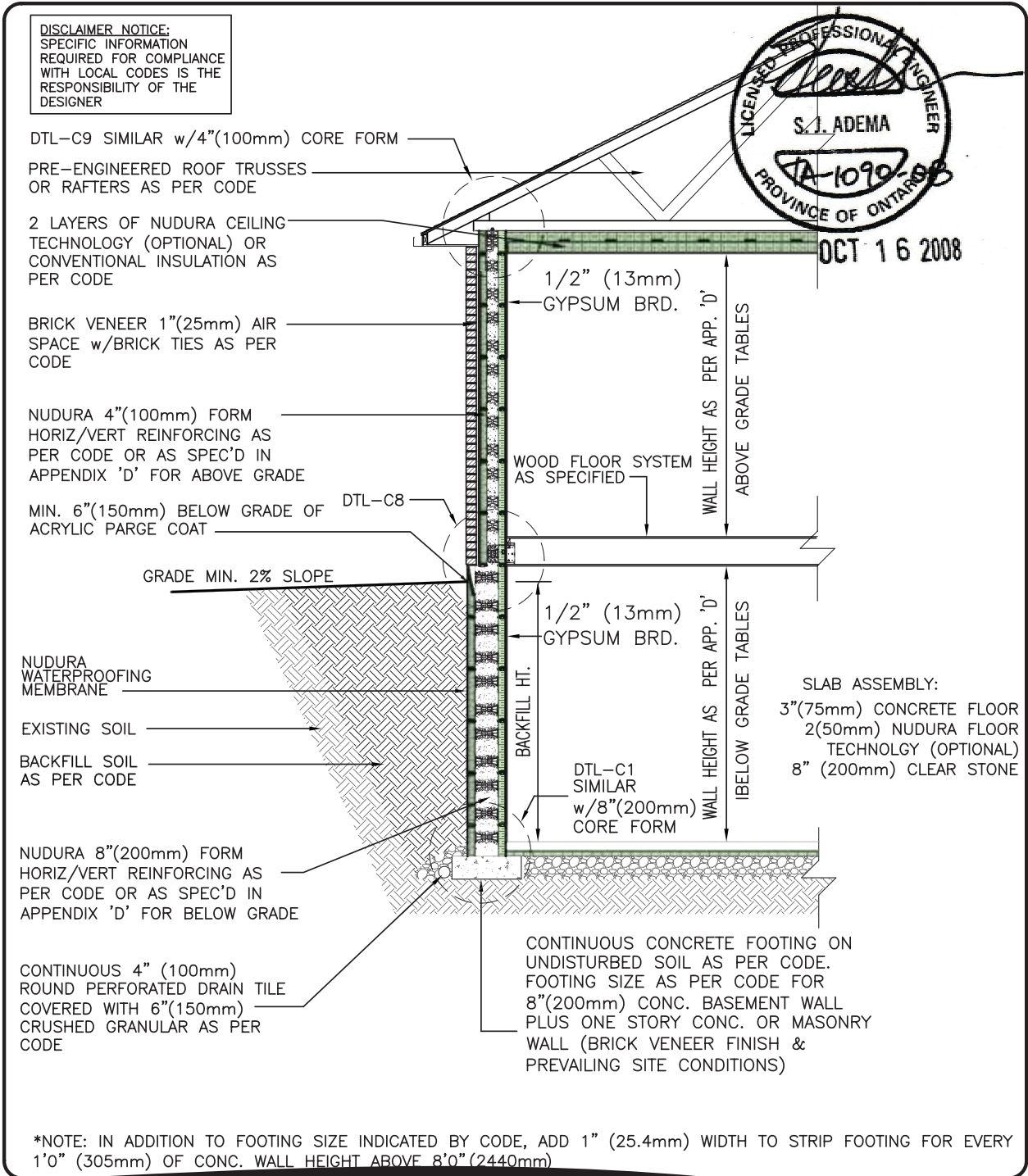


*NOTE: IN ADDITION TO FOOTING SIZE INDICATED BY CODE, ADD 1" (25.4mm) WIDTH TO STRIP FOOTING FOR EVERY 1'0" (305mm) OF CONC. WALL HEIGHT ABOVE 8'0" (2440mm)



BUILDING SECTION BASEMENT 8" (200mm) FORM 2 STOREY 4" (100mm) FORM NON-BRICK FINISH	
REV. NO. 003 KS	DWG NO. B-10
REV. DATE: SEPT 2008	
DRAWN BY J.N / N.L.	SCALE: 1/4"=1'-0"

B TYPICAL CROSS SECTIONS (B-11)

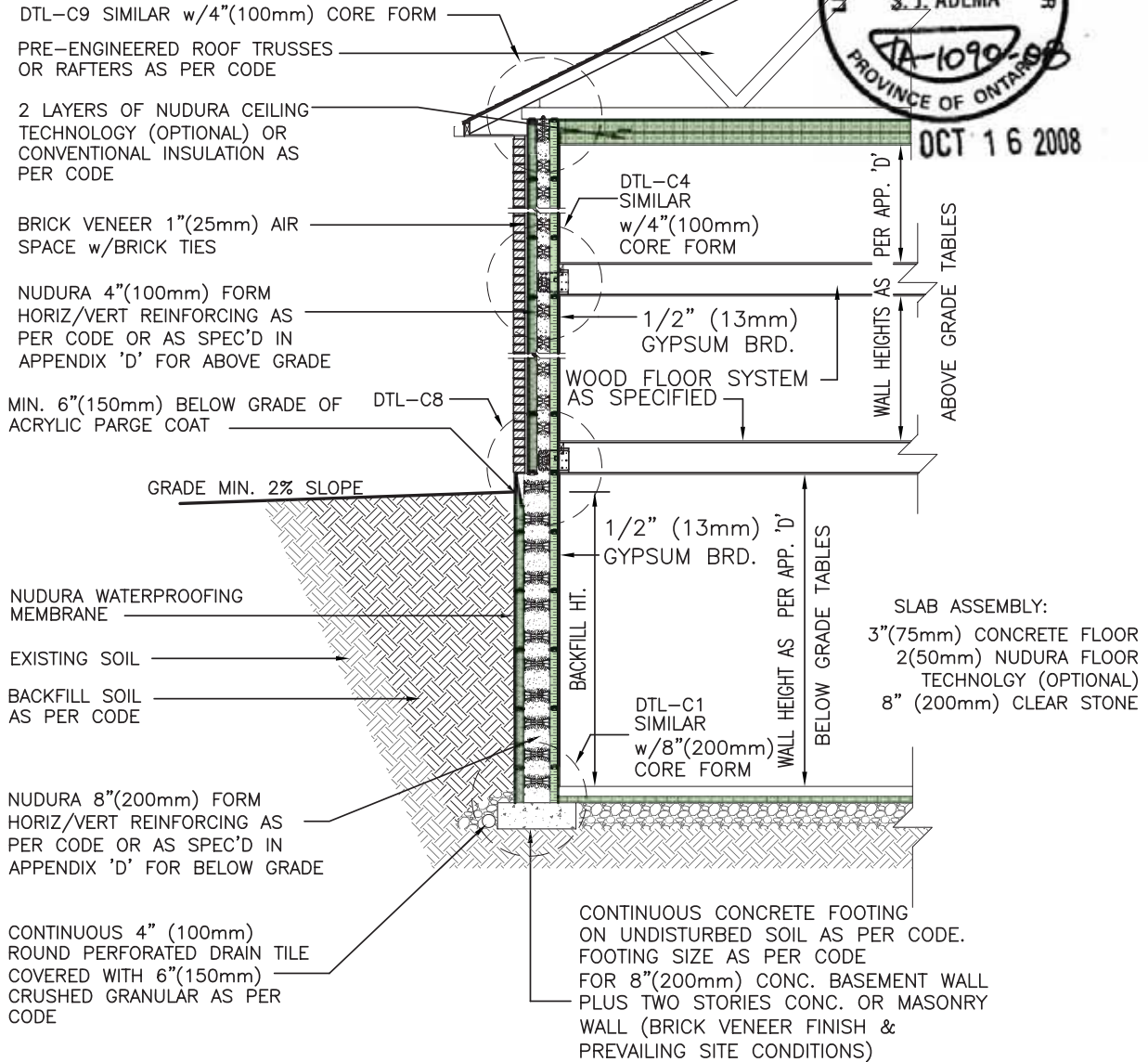



NUDURA
INTEGRATED BUILDING TECHNOLOGY
Building Value.

BUILDING SECTION BASEMENT 8" (200mm) FORM 1 STOREY 4" (100mm) FORM BRICK VENEER FINISH	
REV. NO. 003 KS	DWG NO. B-11
REV. DATE: SEPT 2008	
DRAWN BY J.N / N.L	SCALE: 1/4"=1'-0"

B TYPICAL CROSS SECTIONS (B-12)

DISCLAIMER NOTICE:
 SPECIFIC INFORMATION
 REQUIRED FOR COMPLIANCE
 WITH LOCAL CODES IS THE
 RESPONSIBILITY OF THE
 DESIGNER



*NOTE: IN ADDITION TO FOOTING SIZE INDICATED BY CODE, ADD 1" (25.4mm) WIDTH TO STRIP FOOTING FOR EVERY 1'0" (305mm) OF CONC. WALL HEIGHT ABOVE 8'0" (2440mm)



BUILDING SECTION
 BASEMENT 8" (200mm) FORM
 2 STOREY 4" (100mm) FORM
 BRICK VENEER FINISH

REV. NO. 003 KS	DWG NO. B-12
REV. DATE: SEPT 2008	
DRAWN BY J.N / N.L	SCALE: 1/4"=1'-0"