

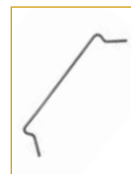
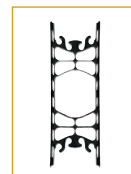




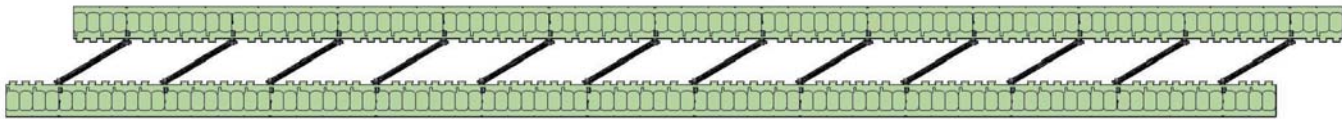
NUDURA® Products

Insulated Concrete Forms Floor and Ceiling Technology Accessories



Build faster and more efficiently with the full line of NUDURA® products.

Here's how we stack up.



B

NUDURA® FORMS OFFER

A Largest Standard Form

- The NUDURA® Standard Form is 12sq.ft., (8'X18") reducing the number of seams, resulting in a sturdier, more dependable wall form.

B Innovative Hinged Folding Web

- NUDURA® Innovative Hinged Webs allow forms to be shipped more efficiently, reducing shipping by up to 40%, and allow for easy handling and on-site storage.
- The folding form also eliminates costly assembly time on-site – just unfold and stack.

C Dual Cross Connecting Ties Within Web Design

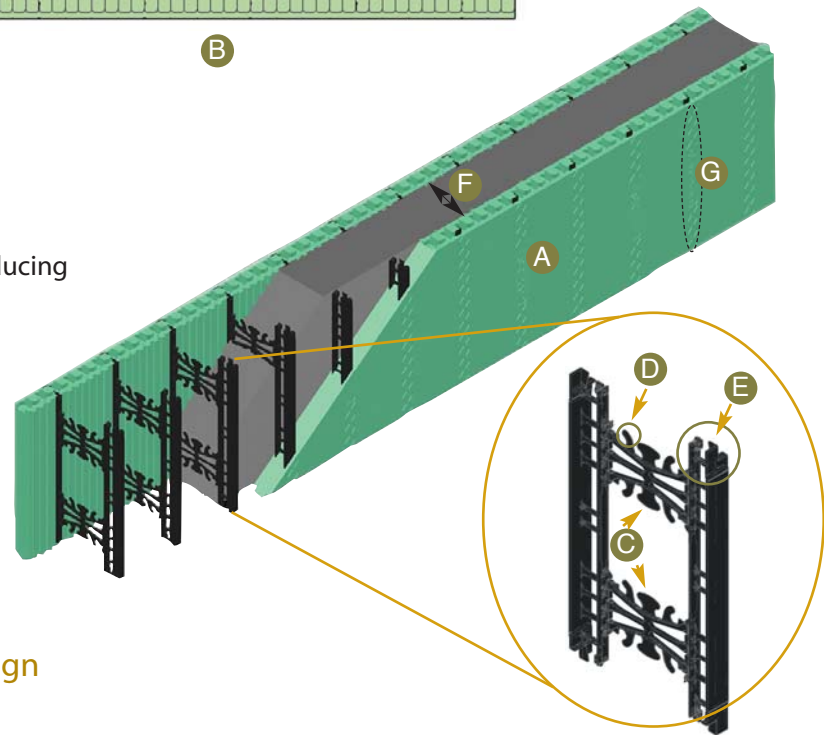
D Reinforcing Steel Pre-positioning Locks Within Web Design

E Patented Locking Mechanism

- NUDURA® Locking Mechanism locks forms together, eliminating float and compression and the need to secure forms with tape or wire, making the building process faster and more efficient.

F Variety of Core Sizes for All Building Types

G Continuous Fastening Strip for Interior and Exterior Materials on 8" (203mm) Centers



NUDURA offers a full line of accessories

End Caps

Ceiling and Floor Insulation

Form Lock

Easy Buck (for windows)

Vertical Joint Clips

Spray Foam

Height Adjusters

Alignment System
(8-12' channels and higher with tall wall kit)

Anchor Hanger System
(complete floor attachment kit)

Tall Wall Kit (For wall heights above 12' without intermediate floor connections)

Waterproofing

Parging

OTHER FEATURES:

When you build with NUDURA, a premium is not charged on specialty forms such as 45, 90, or T Forms. These come at the same per square foot cost as our standard unit. For specific commercial applications NUDURA can provide any foam density needed. Contact us or your local Authorized NUDURA Distributor for more information.



Building on Strength and Innovation

Whether you build with traditional methods or another Insulated Concrete Form. NUDURA offers you more than one reason to switch from your current building method.

Reversible Interlock

- NUDURA® forms can be stacked in all 4 directions reducing labor and shortening build times. Having the NUDURA® 4-way Reversible Interlock also lets you use both sides of a ripped form, creating less on-site waste.

Standard Foam Thicknesses & Cavity Sizes

- With a Standard 2 5/8" Foam Thickness, interchanging different cavity sizes within the wall is easily done without compromising the insulation.
- With Standard Cavity Sizes from 4-12" NUDURA has a variety of forms to suit every building type. If the building structure calls for larger dimensions you can easily create them using the NUDURA® 4-Way Web Connector.

NUDURA offers a variety of forms to suit every building type

- NUDURA was the first to bring the T Form to the market, giving you the versatility of any cavity size intersection, allowing you to easily create a 4 way T without labour-intensive on-site cutting or shoring required.
- 90 degree corner forms and 45's for all cavity sizes.
- NUDURA® Custom Radius Forms are factory cut for any custom size requirement, allowing you to save a tremendous amount of on-site labor.
- NUDURA offers our Taper Top Form in all size cavities in both single and double sided.
- The NUDURA® Brick Ledge is available in all cavity sizes in both single and double sided forms. NUDURA also offers a Brick Ledge Extension which allows you to install brick at any height increment of the wall and allow installations to follow any grade line.

Unassembled Panels

- NUDURA® Unassembled Panels are great for gables and are very versatile for core slab connections. NUDURA Unassembled Panels integrate with our standard line of forms which allow for easy installations and allow you to rip or cut at any height, creating virtually no waste.


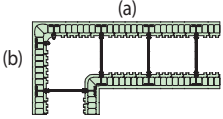
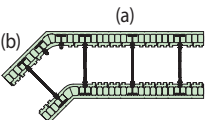
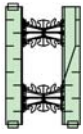
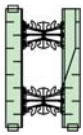
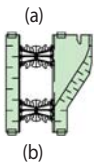
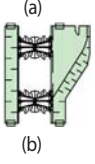


INSULATED CONCRETE FORMS

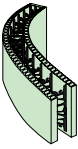



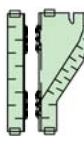

 Units come pre-assembled with folding, metal-hinged webs.

 Units come pre-assembled with folding, slide-in webs.

 Units come unassembled and require webs to be purchased separately.

Product	Image	Feature	4" (100mm)	6" (150mm)	8" (200mm)	10" (250mm)	12" (300mm)
Standard Form Unit		Length	96" (2438mm)	96" (2438mm)	96" (2438mm)	96" (2438mm)	96" (2438mm)
		Width	9 1/4" (235mm)	11 1/4" (286mm)	13 1/4" (337mm)	15 1/4" (387mm)	17 1/4" (438mm)
		Height	18" (457mm)	18" (457mm)	18" (457mm)	18" (457mm)	18" (457mm)
		EPS Thickness	2 5/8" (67mm)	2 5/8" (67mm)	2 5/8" (67mm)	2 5/8" (67mm)	2 5/8" (67mm)
		Qty. Per. Bundle	3	3	3	3	3
		CODE #	96-4	96-6	96-8	96-10	96-12
90 Degree Form Unit		Length (a)	31 5/8" (803mm)	31 5/8" (803mm)	33 5/8" (854mm)	35 5/8" (905mm)	37 5/8" (956mm)
		Length (b)	15 5/8" (397mm)	15 5/8" (397mm)	17 5/8" (448mm)	19 5/8" (498mm)	21 5/8" (549mm)
		Width	9 1/4" (235mm)	11 1/4" (286mm)	13 1/4" (337mm)	15 1/4" (387mm)	17 1/4" (438mm)
		Height	18" (457mm)	18" (457mm)	18" (457mm)	18" (457mm)	18" (457mm)
		Qty. Per. Bundle	6	6	6	4	4
		CODE #	90-4	90-6	90-8	90-10	90-12
45 Degree Form Unit		Length (a)	26 1/2" (673mm)	26 1/2" (673mm)	26 1/2" (673mm)	28 1/2" (724mm)	30 1/2" (775mm)
		Length (b)	10 1/2" (267mm)	10 1/2" (267mm)	10 1/2" (267mm)	12 1/2" (318mm)	14 1/2" (368mm)
		Width	9 1/4" (235mm)	11 1/4" (286mm)	13 1/4" (337mm)	15 1/4" (387mm)	17 1/4" (438mm)
		Height	18" (457mm)	18" (457mm)	18" (457mm)	18" (457mm)	18" (457mm)
		Qty. Per. Bundle	4	4	4	4	4
		CODE #	45-4	45-6	45-8	45-10	45-12
48" One Sided Tapered Top Form Unit		Length	48" (1219mm)	48" (1219mm)	48" (1219mm)	48" (1219mm)	48" (1219mm)
		Width	9 1/4" (235mm)	11 1/4" (286mm)	13 1/4" (337mm)	15 1/4" (387mm)	17 1/4" (438mm)
		Height	18" (457mm)	18" (457mm)	18" (457mm)	18" (457mm)	18" (457mm)
		EPS Thickness	2 5/8" (67mm)	2 5/8" (67mm)	2 5/8" (67mm)	2 5/8" (67mm)	2 5/8" (67mm)
		Qty. Per. Bundle	6	6	6	6	6
		CODE #	TT-P	TT-6	TT-8	TT-P	TT-P
96" One Sided Tapered Top Form Unit		Length	96" (2438mm)	96" (2438mm)	96" (2438mm)	96" (2438mm)	96" (2438mm)
		Width	9 1/4" (235mm)	11 1/4" (286mm)	13 1/4" (337mm)	15 1/4" (387mm)	17 1/4" (438mm)
		Height	18" (457mm)	18" (457mm)	18" (457mm)	18" (457mm)	18" (457mm)
		EPS Thickness	2 5/8" (67mm)	2 5/8" (67mm)	2 5/8" (67mm)	2 5/8" (67mm)	2 5/8" (67mm)
		Qty. Per. Bundle	3	3	3	3	3
		CODE #	TT96-P	TT96-6	TT96-8	TT96-P	TT96-P
48" Molded Brick Ledge Form Unit		Length	48" (1219mm)	48" (1219mm)	48" (1219mm)	48" (1219mm)	48" (1219mm)
		Width (a)	13 3/4" (349mm)	15 3/4" (400mm)	17 3/4" (451mm)	19 3/4" (502mm)	21 3/4" (552mm)
		Width (b)	9 1/4" (235mm)	11 1/4" (286mm)	13 1/4" (337mm)	15 1/4" (387mm)	17 1/4" (438mm)
		Height	18" (457mm)	18" (457mm)	18" (457mm)	18" (457mm)	18" (457mm)
		Qty. Per. Bundle	4	4	4	4	4
		CODE #	BRI-P	BRI-6	BRI-8	BRI-P	BRI-P
96" Molded Brick Ledge Form Unit		Length	96" (2438mm)	96" (2438mm)	96" (2438mm)	96" (2438mm)	96" (2438mm)
		Width (a)	13 3/4" (349mm)	15 3/4" (400mm)	17 3/4" (451mm)	19 3/4" (502mm)	21 3/4" (552mm)
		Width (b)	9 1/4" (235mm)	11 1/4" (286mm)	13 1/4" (337mm)	15 1/4" (387mm)	17 1/4" (438mm)
		Height	18" (457mm)	18" (457mm)	18" (457mm)	18" (457mm)	18" (457mm)
		Qty. Per. Bundle	2	2	2	2	2
		CODE #	BR96-P	BR96-6	BR96-8	BR96-P	BR96-P

INSULATED CONCRETE FORMS

Product	Image	Feature	4" (100mm)	6"(150mm)	8"(200mm)	10"(250mm)	12"(300mm)	
Custom Radius Form Unit		Length	96" (2438mm)	96" (2438mm)	96" (2438mm)	96" (2438mm)	96" (2438mm)	
		Width	9 1/4" (235mm)	11 1/4" (286mm)	13 1/4" (337mm)	15 1/4" (387mm)	17 1/4" (438mm)	
		Height	18" (457mm)	18" (457mm)	18" (457mm)	18" (457mm)	18" (457mm)	
		Radius	M A N U F A C T U R E D T O S P E C I F I C A T I O N S					
		Qty. Per. Bundle	D E P E N D S O N Q U A N T I T Y O R D E R E D					
		CODE #	RAD-4	RAD-6	RAD-8	RAD-10	RAD-12	
Unassembled Standard Unit 2 Standard Panels webs not included		Length (a)	96"(2438mm)	96"(2438mm)	96"(2438mm)	96"(2438mm)	96"(2438mm)	
		Length (b)	96"(2438mm)	96"(2438mm)	96"(2438mm)	96"(2438mm)	96"(2438mm)	
		Height	18" (457mm)	18" (457mm)	18" (457mm)	18" (457mm)	18" (457mm)	
		EPS Thickness	2 5/8" (67mm)	2 5/8" (67mm)	2 5/8" (67mm)	2 5/8" (67mm)	2 5/8" (67mm)	
		Qty. Per. Bundle	3	3	3	3	3	
		CODE #	PANEL	PANEL	PANEL	PANEL	PANEL	
Unassembled Tapered Top Unit - 48" 1 Standard Panel, 1 Standard Tapered Top Panel webs not included		Length (a)	48" (1219mm)	48" (1219mm)	48" (1219mm)	48" (1219mm)	48" (1219mm)	
		Length (b)	48" (1219mm)	48" (1219mm)	48" (1219mm)	48" (1219mm)	48" (1219mm)	
		Height	18" (457mm)	18" (457mm)	18" (457mm)	18" (457mm)	18" (457mm)	
		EPS Thickness	2 5/8" (67mm)	2 5/8" (67mm)	2 5/8" (67mm)	2 5/8" (67mm)	2 5/8" (67mm)	
		Qty. Per. Bundle	6	6	6	6	6	
		CODE #	TT-P	TT-P	TT-P	TT-P	TT-P	
Unassembled Tapered Top Unit - 96" 1 Standard Panel, 1 Standard Tapered Top Panel webs not included		Length (a)	96" (2438mm)	96" (2438mm)	96" (2438mm)	96" (2438mm)	96" (2438mm)	
		Length (b)	96" (2438mm)	96" (2438mm)	96" (2438mm)	96" (2438mm)	96" (2438mm)	
		Height	18" (457mm)	18" (457mm)	18" (457mm)	18" (457mm)	18" (457mm)	
		EPS Thickness	2 5/8" (67mm)	2 5/8" (67mm)	2 5/8" (67mm)	2 5/8" (67mm)	2 5/8" (67mm)	
		Qty. Per. Bundle	3	3	3	3	3	
		CODE #	TT96-P	TT96-P	TT96-P	TT96-P	TT96-P	
Unassembled Brick Ledge Unit - 48" 1 Standard Panel, 1 Standard Brick Ledge Panel webs not included		Length (a)	48" (1219mm)	48" (1219mm)	48" (1219mm)	48" (1219mm)	48" (1219mm)	
		Length (b)	48" (1219mm)	48" (1219mm)	48" (1219mm)	48" (1219mm)	48" (1219mm)	
		Height	18" (457mm)	18" (457mm)	18" (457mm)	18" (457mm)	18" (457mm)	
		EPS Thickness	2 5/8" (67mm)	2 5/8" (67mm)	2 5/8" (67mm)	2 5/8" (67mm)	2 5/8" (67mm)	
		Qty. Per. Bundle	4	4	4	4	4	
		CODE#	BRI-P	BRI-P	BRI-P	BRI-P	BRI-P	
Unassembled Brick Ledge Unit - 96" 1 Standard Panel, 1 Standard Brick Ledge Panel webs not included		Length (a)	96" (2438mm)	96" (2438mm)	96" (2438mm)	96" (2438mm)	96" (2438mm)	
		Length (b)	96" (2438mm)	96" (2438mm)	96" (2438mm)	96" (2438mm)	96" (2438mm)	
		Height	18" (457mm)	18" (457mm)	18" (457mm)	18" (457mm)	18" (457mm)	
		EPS Thickness	2 5/8" (67mm)	2 5/8" (67mm)	2 5/8" (67mm)	2 5/8" (67mm)	2 5/8" (67mm)	
		Qty. Per. Bundle	2	2	2	2	2	
		CODE#	BR96-P	BR96-P	BR96-P	BR96-P	BR96-P	

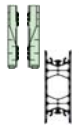
 Units come pre-assembled with folding, metal-hinged webs.

 Units come unassembled and require webs to be purchased separately.


 Units come pre-assembled with folding, slide-in webs.

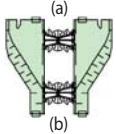
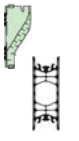
All specifications are for reference purposes only. Refer to the NUDURA technical publications for more accurate dimensions.

PANEL ASSEMBLY

Product	Image	Feature	4" (100mm)	6"(150mm)	8"(200mm)	10"(250mm)	12"(300mm)
Two Sided Tapered Top Form Unit-48" <small>*(Field assembled using 2 1 sided tapered top units)</small>		Length	48" (1219mm)	48" (1219mm)	48" (1219mm)	48" (1219mm)	48" (1219mm)
		Width	9 1/4" (235mm)	11 1/4" (286mm)	13 1/4" (337mm)	15 1/4" (387mm)	17 1/4"(438mm)
		Height	18" (457mm)	18" (457mm)	18" (457mm)	18" (457mm)	18" (457mm)
		EPS Thickness	2 5/8" (67mm)	2 5/8" (67mm)	2 5/8" (67mm)	2 5/8" (67mm)	2 5/8" (67mm)
PRODUCTS REQUIRED TO ASSEMBLE:							
	Unassembled Tapered Top Panel *	Quantity Required	2 panels	2 panels	2 panels	2 panels	2 panels
		CODE #	TT-P	TT-P	TT-P	TT-P	TT-P
	Slide-in Webs *	Quantity Required	6	6	6	6	6
		Min. Qty. Per. Pack. CODE #	100 WEB-4	100 WEB-6	100 WEB-8	100 WEB-10	100 WEB-12
*ENSURE EXTRA WEBS ARE ORDERED TO USE THE 48" (1219mm) STANDARD PANELS - SEE SPECIFICATIONS IN THE "INSULATED CONCRETE FORMS" SECTION.							

Product	Image	Feature	4" (100mm)	6"(150mm)	8"(200mm)	10"(250mm)	12"(300mm)
Two Sided Tapered Top Form Unit-96" <small>*(Field assembled using 2 1 sided tapered top units)</small>		Length	96" (2438mm)	96" (2438mm)	96" (2438mm)	96" (2438mm)	96" (2438mm)
		Width	9 1/4" (235mm)	11 1/4" (286mm)	13 1/4" (337mm)	15 1/4" (387mm)	17 1/4"(438mm)
		Height	18" (457mm)	18" (457mm)	18" (457mm)	18" (457mm)	18" (457mm)
		EPS Thickness	2 5/8" (67mm)	2 5/8" (67mm)	2 5/8" (67mm)	2 5/8" (67mm)	2 5/8" (67mm)
PRODUCTS REQUIRED TO ASSEMBLE:							
	Unassembled Tapered Top Panel *	Quantity Required	2 panels	2 panels	2 panels	2 panels	2 panels
		CODE #	TT96-P	TT96-P	TT96-P	TT96-P	TT96-P
	Slide-in Webs *	Quantity Required	12	12	12	12	12
		Min. Qty. Per. Pack. CODE #	100 WEB-4	100 WEB-6	100 WEB-8	100 WEB-10	100 WEB-12
*ENSURE EXTRA WEBS ARE ORDERED TO USE THE 96" (2438mm) STANDARD PANELS - SEE SPECIFICATIONS IN THE "INSULATED CONCRETE FORMS" SECTION.							

Product	Image	Feature	4" (100mm)	6"(150mm)	8"(200mm)	10"(250mm)	12"(300mm)
Molded Brick Ledge and Tapered Top Form Unit		Length	96" (2438mm)	96" (2438mm)	96" (2438mm)	96" (2438mm)	96" (2438mm)
		Width (a)	13 3/4" (349mm)	15 3/4" (400mm)	17 3/4" (451mm)	19 3/4" (502mm)	21 3/4" (552mm)
		Width (b)	9 1/4" (235mm)	11 1/4" (286mm)	13 1/4" (337mm)	15 1/4" (387mm)	17 1/4" (438mm)
		Height	18" (457mm)	18" (457mm)	18" (457mm)	18" (457mm)	18" (457mm)
		EPS Thickness	2 5/8" (67mm)	2 5/8" (67mm)	2 5/8" (67mm)	2 5/8" (67mm)	2 5/8" (67mm)
PRODUCTS REQUIRED TO ASSEMBLE:							
	Unassembled Tapered Top Panel *	Quantity	1 panel	1 panel	1 panel	1 panel	1 panel
		CODE #	TT-P	TT-P	TT-P	TT-P	TT-P
	Unassembled Brick Ledge	Quantity	1 panel	1 panel	1 panel	1 panel	1 panel
		CODE#	BR96-P	BR96-P	BR96-P	BR96-P	BR96-P
	Slide-in Webs *	Quantity	6	6	6	6	6
Min. Qty. Per. Pack. CODE #		100 WEB-4	100 WEB-6	100 WEB-8	100 WEB-10	100 WEB-12	
*ENSURE EXTRA WEBS ARE ORDERED TO USE THE 96"(2438mm)STANDARD PANELS - SEE SPECIFICATIONS IN THE "INSULATED CONCRETE FORMS" SECTION.							

Product	Image	Feature	4" (100mm)	6"(150mm)	8"(200mm)	10"(250mm)	12"(300mm)
Double Sided Molded Brick Ledge Unit		Length	96" (2438mm)	96" (2438mm)	96" (2438mm)	96" (2438mm)	96" (2438mm)
		Width (a)	17 3/4" (451mm)	19 3/4" (502mm)	21 3/4" (552mm)	23 3/4" (603mm)	25 3/4" (654mm)
		Width (b)	9 1/4" (235mm)	11 1/4" (286mm)	13 1/4" (337mm)	15 1/4" (387mm)	17 1/4" (438mm)
		Height	18" (457mm)	18" (457mm)	18" (457mm)	18" (457mm)	18" (457mm)
		EPS Thickness	2 5/8" (67mm)	2 5/8" (67mm)	2 5/8" (67mm)	2 5/8" (67mm)	2 5/8" (67mm)
PRODUCTS REQUIRED TO ASSEMBLE:							
	Unassembled Brick Ledge	Quantity Per. Unit	2 panels	2 panels	2 panels	2 panels	2 panels
		CODE #	BR96-P	BR96-P	BR96-P	BR96-P	BR96-P
	Slide-in Webs *	Quantity	6	6	6	6	6
		Min. Qty. Per. Pack. CODE #	100 WEB-4	100 WEB-6	100 WEB-8	100 WEB-10	100 WEB-12
*ENSURE EXTRA WEBS ARE ORDERED TO USE THE 96"(2438mm)STANDARD PANELS - SEE SPECIFICATIONS IN THE "INSULATED CONCRETE FORMS" SECTION.							

NOTE 1: The unassembled panel units used to assemble these forms include an equal number of 96" (2438mm) standard panels (NOT SHOWN).

NOTE 2: To assemble the two sided taper Top you will require two bundles of TT96-P to create 3 forms.

All specifications are for reference purposes only. Refer to the NUDURA technical publications for more accurate dimensions.

INSULATED CONCRETE FORMS

Brick Ledge Extension		Length	32" (813mm)	32" (813mm)	32" (813mm)	32" (813mm)	32" (813mm)
		Width	4 1/2" (114mm)	4 1/2" (114mm)	4 1/2" (114mm)	4 1/2" (114mm)	4 1/2" (114mm)
		Height	13" (330mm)	13" (330mm)	13" (330mm)	13" (330mm)	13" (330mm)
		Qty. Per. Pack	14	14	14	14	14
		CODE #	BRICK	BRICK	BRICK	BRICK	BRICK
Washer/ 6" (152mm) Screw Kit		Qty. Per. Pack	100 screws/100 washers	100 screws/100 washers	100 screws/100 washers	100 screws/100 washers	100 screws/100 washers
		CODE #	SC-WA	SC-WA	SC-WA	SC-WA	SC-WA
End Cap		Width	4" (102mm)	6" (152mm)	8" (203mm)	10" (254mm)	12" (305mm)
		Height	18" (457mm)	18" (457mm)	18" (457mm)	18" (457mm)	18" (457mm)
		EPS Thickness	2 5/8" (67mm)	2 5/8" (67mm)	2 5/8" (67mm)	2 5/8" (67mm)	2 5/8" (67mm)
		Qty. Per. Pack	57	40	40	35	30
		CODE #	ECF-4	ECF-6	ECF-8	ECF-10	ECF-12
Height Adjuster <i>Height Adjuster Tie Not Included</i>		Length	32" (813mm)	32" (813mm)	32" (813mm)	32" (813mm)	32" (813mm)
		Height	3" (76mm)	3" (76mm)	3" (76mm)	3" (76mm)	3" (76mm)
		Qty. Per. Pack	80	80	80	80	80
		CODE #	HADJ-F	HADJ-F	HADJ-F	HADJ-F	HADJ-F

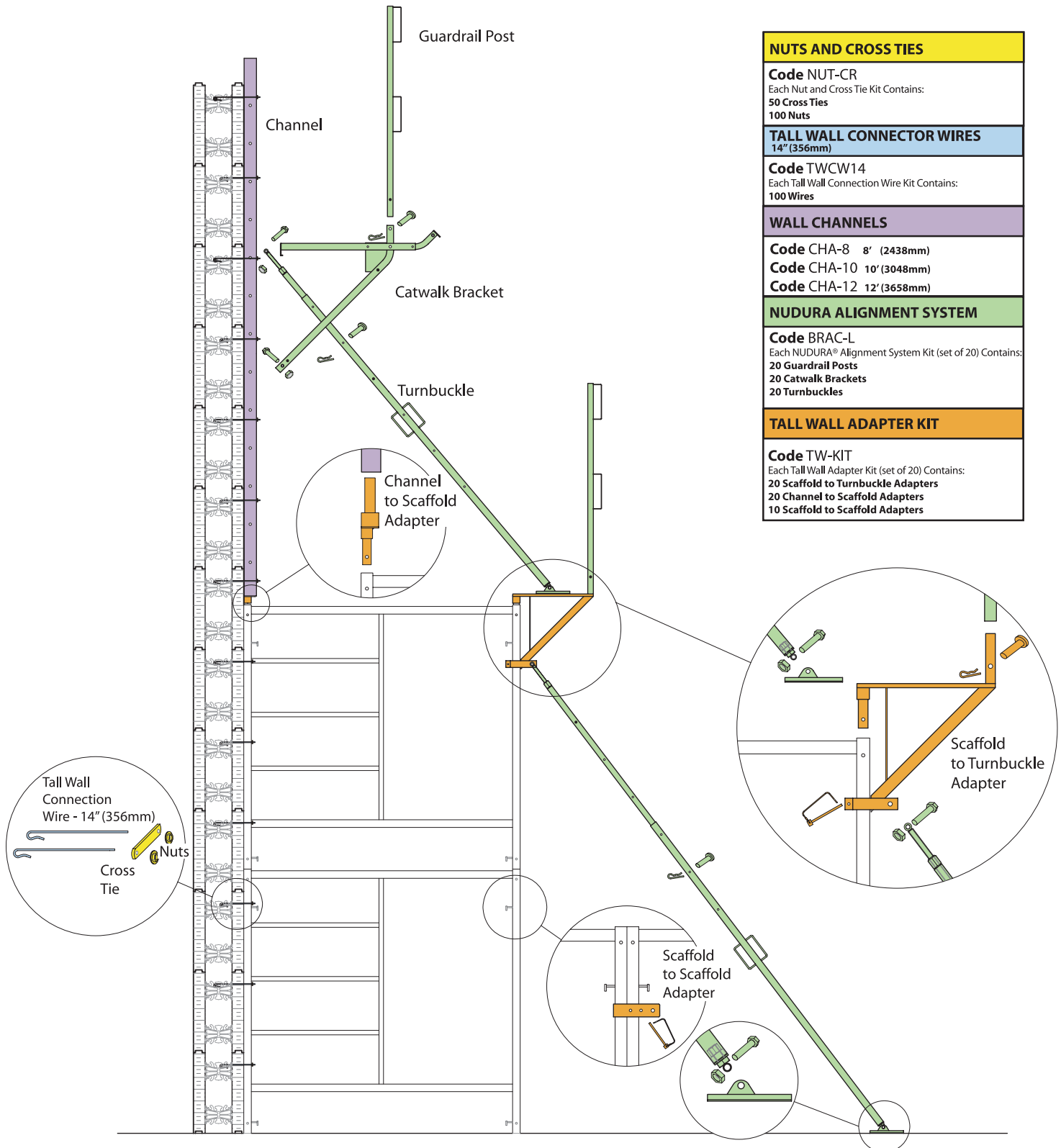
CEILING AND FLOOR TECHNOLOGY

CEILING TECHNOLOGY	Foam Sheets	Ⓐ 3 1/2" (89mm)	Ⓐ 2 1/2" (64mm)
	Sheet Size	48"x96" (610mm x 2438mm)	48"x96" (610mm x 2438mm)
	Wood Strapping	Yes	Yes
	Qty. Per. Bundle	4	6
	CODE #	P9-040	P9-050
	#10 Screws	4" (102mm)	5" (127mm)
	Size		
	Qty. Per. Box	1000	500
	CODE #	P1-025	P0-041

FLOOR TECHNOLOGY	Ⓐ TYPE 1-BLUE	1 1/4" (32mm) Overlap	1 7/8" (48mm) T&G	2 1/2" (64mm) T&G
	Size	24"x96" (610mm x 2438mm)	24"x96" (610mm x 2438mm)	24"x96" (610mm x 2438mm)
	Qty. Per. Bundle	10	7	6
	CODE #	P1-470	P1-471	P1-472
	Ⓐ TYPE 2-GREEN	1 1/4" (32mm) Overlap	1 7/8" (48mm) T&G	2 1/2" (64mm) T&G
	Size	24"x96" (610mm x 2438mm)	24"x96" (610mm x 2438mm)	24"x96" (610mm x 2438mm)
	Qty. Per. Bundle	16	7	6
	CODE #	P2-435	P2-445	P2-455
	Ⓐ TYPE 3-WHITE	N/A	1 7/8" (48mm) T&G	2 1/2" (64mm) T&G
	Size	-	24"x96" (610mm x 2438mm)	24"x96" (610mm x 2438mm)
	Qty. Per. Bundle	-	7	5
CODE #	-	P3-443	P3-453	

**New
Product**

ALIGNMENT SYSTEMS















NUTS AND CROSS TIES
Code NUT-CR Each Nut and Cross Tie Kit Contains: 50 Cross Ties 100 Nuts
TALL WALL CONNECTOR WIRES 14" (356mm)
Code TWCW14 Each Tall Wall Connection Wire Kit Contains: 100 Wires
WALL CHANNELS
Code CHA-8 8' (2438mm) Code CHA-10 10' (3048mm) Code CHA-12 12' (3658mm)
NUDURA ALIGNMENT SYSTEM
Code BRAC-L Each NUDURA® Alignment System Kit (set of 20) Contains: 20 Guardrail Posts 20 Catwalk Brackets 20 Turnbuckles
TALL WALL ADAPTER KIT
Code TW-KIT Each Tall Wall Adapter Kit (set of 20) Contains: 20 Scaffold to Turnbuckle Adapters 20 Channel to Scaffold Adapters 10 Scaffold to Scaffold Adapters

All specifications are for reference purposes only. Refer to the NUDURA technical publications for more accurate dimensions.

ACCESSORIES

Product	Image	Feature	4" (100mm)	6"(150mm)	8"(200mm)	10"(250mm)	12"(300mm)	
Height Adjuster Tie		Qty. Per. Pack	160	160	160	160	160	
		CODE #	HA-T-4	HA-T-6	HA-T-8	HA-T-10	HA-T-12	
Slide-in Webs		Large Box	Qty. Per. Pack	957	655	465	410	295
			CODE #	WEB4	WEB6	WEB8	WEB10	WEB12
		Small Box	Qty. Per. Pack	100	100	100	100	100
			CODE #	WEB-4	WEB-6	WEB-8	WEB-10	WEB-12
Form Lock <i>To be used with 6", 8", 10", or 12" Standard Forms</i>		Length		120" (3048mm)	120" (3048mm)	120" (3048mm)	120" (3048mm)	
		Form Width	Not Available in 4"	6" (150mm)	8" (200mm)	10" (250mm)	12" (300mm)	
		Qty. Per. Pack (10 pcs)		100' (30.5m)	100' (30.5m)	100' (30.5m)	100' (30.5m)	
		CODE #		BLOK06	BLOK08	BLOK10	BLOK12	

4-Way Web Connector		Qty per Pack	100
		CODE #	4XWEBC
Multi Purpose Anchor Hanger System		A Qty per Pack	50
		A CODE #	ICFHIP
B. Stamped Bearing Bracket		B Qty per Pack	25
		B CODE #	ICFSBB
Retrofit Bracket 170 #12 Screws Incl.		Qty per Pack	12
		CODE #	ICFRFB
Transition Bracket		Qty per Pack	100
		CODE #	TRA-BR
10 x 2" (51mm) Hex Head Screw with Steel Flat Washer		Qty per Box	500
		CODE #	SC-2.0
10 x 2.5" (63mm) Hex Head Screw with Steel Flat Washer		Qty per Box	500
		CODE #	SC-2.5
10 x 3" (76mm) Hex Head Screw with Steel Flat Washer		Qty per Box	500
		CODE #	SC-3.0
8 5/8" Vertical Joint Clip		Length	8 5/8" (219mm)
		Qty per Pack	200 (10pcs)
		CODE #	VJC
45° Insert Hanger Plate Lag Bolts Incl. 1 1/4" x 3 1/2"		Qty/Bundle/Box	20
		CODE #	HIP-45
Easy Buck 10' Long		Qty/Bundle/Box	10 Pieces
			100' Bundle
		CODE #	WBUCK
Fibre Tape 1" x 220' (24mm x 55m)		Qty/Bundle/Box	36/Box
		CODE #	TAPE
4" Protective Tape 4" x 260' (96mm x 66m)		Qty/Bundle/Box	24/Box
		CODE #	TAPE-4

Waterproofing Membrane 225 sq ft		Qty/Bundle/Box	1/roll (36/skid)
		CODE #	WPROF
Low Temperature Waterproofing Membrane 225 sq ft		Qty/Bundle/Box	1/roll (36/skid)
		CODE #	WPROF-2
Fibre Mesh 475 sq ft (44.3m ²)		Qty/Bundle/Box	1/roll (36/skid)
		CODE #	MESH
Parging 75 sq ft		CODE #	PARG
		Qty/Bundle/Box	1 Bag (60/skid)
V-Strip - Brick Ledge Extension Accessory 10' Long		CODE #	STRIP
		Qty/Bundle/Box	100' (10 pieces)
NUDURA Low Expansion Foam 680g/24oz		CODE #	FOAM
		Qty/Bundle/Box	12/box
Foam Gun Cleaner 340g (12oz)		CODE #	FOAM-C
		Qty/Bundle/Box	12/box
Sure Shooter Foam Gun with Plastic Handle		CODE #	GUN
		Qty/Bundle/Box	1
Econo Gun II Foam Gun with Metal Handle		CODE #	GUN-M
		Qty/Bundle/Box	1
Rebar Bender Cutter		CODE #	RBC
		Qty/Bundle/Box	1

All photos above are for reference only.
Actual products may vary.

PRODUCT TESTING - USA AND CANADA

STRENGTH TESTING – POLYPROPYLENE WEBS

FASTENER TYPE	TEST STANDARD	ULTIMATE WITHDRAWAL CAPACITY
No. 6 (3.5mm) Dia. Drywall Screw	ASTM D1761-88	185 lbs-force / 83.9 Kg force
No. 8 (4.2mm) Dia. Self Tapping Screw	ASTM D1761-88	242 lbs-force / 109.8 Kg force
No. 10 (4.8mm) Dia. Self Tapping Screw	ASTM D1761-88	274 lbs-force / 124.3 Kg force

THERMAL BARRIER TESTING USA

(using std.(non-fire code) 1/2" (12.7mm) gypsum board)

TEST METHOD	TEST STANDARD	RESULT	STATUS
Test Procedure For Evaluating Room Fire Growth	UBC 26-3 now known as NFPA 286	Stay In Place >15 Minutes < 250 Deg F. Max	Complies

THERMAL BARRIER TESTING CANADA

(using std.(non-fire code) 1/2" (12.7mm) gypsum board)

TEST METHOD	TEST STANDARD	RESULT	STATUS
Evaluation of Coverings For Foam Plastic Using Small Scale Furnace	CAN4-S124	< 140 Deg C Avg. < 180 Deg C Max	> Classification B Complies

FIRE RESISTANCE RATINGS- TESTED TO ASTM E-119

Wall Assembly Thickness	Covering on EPS	Rating
4" (102mm) Concrete Core	1/2" (12.7mm) Gypsum Board on both sides	2 hours
All Other Core Thicknesses (6",8",10",12")	1/2" (12.7mm) Gypsum Board on both sides	4 hours

SOUND TRANSMISSION CLASS- TESTED TO ASTM 336

Wall Assembly Thickness	Covering On EPS	Rating
4" (102mm) Concrete Core	1/2" (12.7mm) Gypsum Board on both sides	42
6" (152mm) Concrete Core	1/2" (12.7mm) Gypsum Board on both sides	50
8" (203mm) and above	1/2" (12.7mm) Gypsum Board on both sides	>55

AIR AND VAPOR BARRIER

Test Name	Test Standard	Requirements Min/ Max	Status
Air Barrier	ASTM E1677-95	Max 0.06 cfm/ft ² (0.3046 litres/second/m ²)	Complies
Vapor Barrier	ASTM E96	Max 1.040 perm-in (60 ng/Pa-s-m ²)	Complies

SUMMARY OF NUDURA CERTIFICATIONS AND AFFILIATIONS



ITS / ETL Semko
Third Party Plant Auditing
and Product Certifications



ULC Listing / UL Classification



Certificate of Factory Production Control
Cert. No 07/F009

NUDURA meets and most often exceeds building codes around the globe, Canada CCMC 13063-R – Europe ETA-07/0034 – U.S.A – ICC-ES ESR 2092. For a full listing of NUDURA approvals visit Nudura.com or contact your local distributor.



Building Has Evolved™

Energy Efficient. Environmentally Friendly. Superior Strength. Maximum Comfort.

NUDURA has a well-supported distributor and contractor network. Our Distributors have professionally trained personnel to support you throughout your construction process.

NUDURA® WALL SYSTEM

NUDURA® WALL ALIGNMENT SYSTEM & TALL WALL ADAPTORS

NUDURA® EASY BUCK FOR DOORS & WINDOWS

NUDURA® LOW-EXPANSION FOAM


NUDURA® FORM LOCK

WATERPROOFING MATERIAL

FIBER MESH AND ACRYLIC PARGE COAT

NUDURA® FLOOR TECHNOLOGY

NUDURA® CEILING TECHNOLOGY



LISTED
INSULATED CONCRETE FORMS
27WY



Mixed Sources

Product group from well-managed forests, controlled sources and recycled wood or fiber
www.fsc.org Cert no. SW-COC-2080
© 1996 Forest Stewardship Council



NUDURA is committed to protecting the environment. That's why we print on FSC certified paper. For more information on The Forest Stewardship Council visit www.fsc.org.

www.nudura.com



866-468-6299

Contact us for the distributor nearest you